



Bristol Impact Fund 3 Consultation

Final report

November 2024

Communities & Public Health
Communities Service
P O Box 3399,
Bristol
BS1 9NE

Christina Gray
Service Director
Communities &
Public Health

Website
www.bristol.gov.uk



1. Contents

Contents

1. Contents	2
2. Introduction: BIF Grant Consultation	3
2.1. Overview	3
3. Methodology	4
3.1. Early engagement (pre consultation)	4
3.2. Online Survey	4
3.3. Consultation events	5
4. Survey results	5
4.1. Demographics of respondents	5
4.2. Characteristics of respondents	12
4.3. Proposed Impacts and Outcomes for BIF3	15
4.4. Proposed priorities of BIF3	21
4.5. Proposed Funding Approach	26
4.6. Proposed Evaluation and Learning	30
4.7. Support in the application process	31
5. Qualitative survey feedback and engagement	32
5.1. BIF3 Strategic Framework	32
5.2. Funding approach	35
5.3. Equity and inclusion	37
5.4. Evaluation and learning	38
5.5. Application process	39
5.6. Language and accessibility of the survey	39
5.7. Appendix A: Consultation proposal	40
Proposals and Survey	42

2. Introduction: BIF Grant Consultation

2.1. Overview

The voluntary and community sector is fundamental to Bristol's wellbeing, health and economy. A strong community and voluntary sector ecosystem, which supports community action and collaboration is critical in supporting the council to meet its obligations and strategic objectives and realising the Bristol City Council (BCC) Corporate Strategy and One City Plan. The 2017 launch of the first Bristol Impact Fund (BIF) signalled a new strategic approach to grant investment, with the city council pooling budgets to provide a four-year grant investment programme for VCSE organisations in Bristol.

The goal of the second round of Bristol Impact Fund (BIF2) was to grow the power of communities that experience the greatest inequity and responds to the recommendations in the VCSE report '[Designing a New Social Reality](#)' (February 2021). BIF2 grants finish on 31st March 2026.

The third round of the Bristol Impact Fund will build on what has come before, continuing to focus on growing the power of communities by investing in proactive community building activity and equity. The four-year programme will invest in organisations and groups to strengthen community infrastructure and enable the long-term work needed to build capacity and social capital. This in turn improves wellbeing and resilience across Bristol, both of communities and the VCSE organisations that support them.

Between 25th September and 31st October 2024, Bristol City Council consulted on proposals for a third Bristol Impact Fund. The following elements remain the same as BIF2 and were not specifically consulted on:

- The goal "to grow the power of communities experiencing the greatest inequity"
- The 7 ways of working
- Small, medium and large grants
- Funding for monitoring, evaluation and learning

Changes were proposed to the following elements and these were consulted on:

- Impacts
- Outcomes
- Priorities
- Increasing maximum grant size
- Longer time period for small grants
- Ringfenced hate crime funding – retaining this and increasing maximum grant size
- Budget for Evaluation and learning

The detailed proposals that were consulted on can be found in the appendix of this report.

3. Methodology

The methodology for the consultation was composed of a period of early engagement followed by a consultation survey and events to share proposals and receive feedback from the diversity of community and voluntary sector organisations across the city. Positive steps were taken to engage with small and large organisations, a range of geographic and equalities communities, and those representing equalities groups.

During the consultation, the Community Resources team particularly wanted to hear from:

- Small and large VCSE organisations
- Equalities-led organisations
- Organisations based in areas of multiple deprivation

The results of the consultation presented below show that this was fairly successful and a diverse range of people and organisations gave their views.

3.1. Early engagement (pre consultation)

Between January and June 2024, the Community Resources team held a series of engagement conversations with key stakeholders to shape the proposals that were consulted on.

The team spoke with:

- VCSE organisations working on general equalities issues
- VCSE organisations working on race equality
- VCSE organisations working on disability equality
- VCSE infrastructure organisations Voscur and Black South West Network
- Members of the Bristol Funders Network
- VCSE organisations funded under the Bristol Impact Fund 2
- BCC internal stakeholders

Over 80 people took part in engagement conversations, of which 24 were internal BCC stakeholders.

3.2. Online Survey

An online survey was published on the council's consultation hub (<https://www.ask.bristol.gov.uk/bristol-impact-fund-3-consultation>) between 25th September and 31st October 2024. The survey included links to:

- A background document that included further information on the background to the proposals including the strategic context, with links to the BCC Corporate Strategy and One City plan among others, and learning from COVID-19, the cost-of-living crisis response and the BIF2 mid-point evaluation.
- Registration for the online consultation events.
- An Easy Read version of the survey in the format of an interactive pdf.

Respondents could choose to answer some or all of the questions in any order and save and return to the survey later.

A total of 95 people responded to the online survey, of which 8 responded using the Easy Read version.

3.3. Consultation events

Five online public consultation events targeted at VCSE organisations were held between 9th and 30th October 2024. Those attending events were from a wide range of organisations working in Bristol, some of which currently receive Bristol Impact Funding and some of which do not.

Black South West Network promoted the online events to their network of Black, Asian and Minoritised Ethnic groups. Voscur promoted it to the members of the LGBTQ+ Partnership. BCC colleagues promoted it to their networks including in the Youth and Play sector, Adult Social Care and Communities.

Two targeted in-person consultation events were held in October 2024, one for Disabled people with learning difficulties and the other for members of the Deaf and hard of hearing community.

A total of 67 people attended the consultation events, from 43 different VCSE organisations. Of these, at least 15 were Black, Asian and Minoritised Ethnic-led organisations and 3 were Disabled People-led organisations. There may have been other equalities-led organisations present but as we did not ask this question systematically, this was not recorded.

4. Survey results

4.1. Demographics of respondents

Respondents were asked their age. 89 respondents selected their age, of which:

- 4 (5%) respondents were 18-24
- 8 (9%) respondents were 25-34
- 18 (20%) respondents were 35-44
- 24 (27%) respondents were 45-54
- 16 (18%) respondents were 55-64
- 12 (14%) respondents were 65-74
- 3 (3%) respondents were 75-84
- 1 (1%) respondent was 85 +
- 3 (3%) respondents preferred not to say

See figure 4.1.1 below.

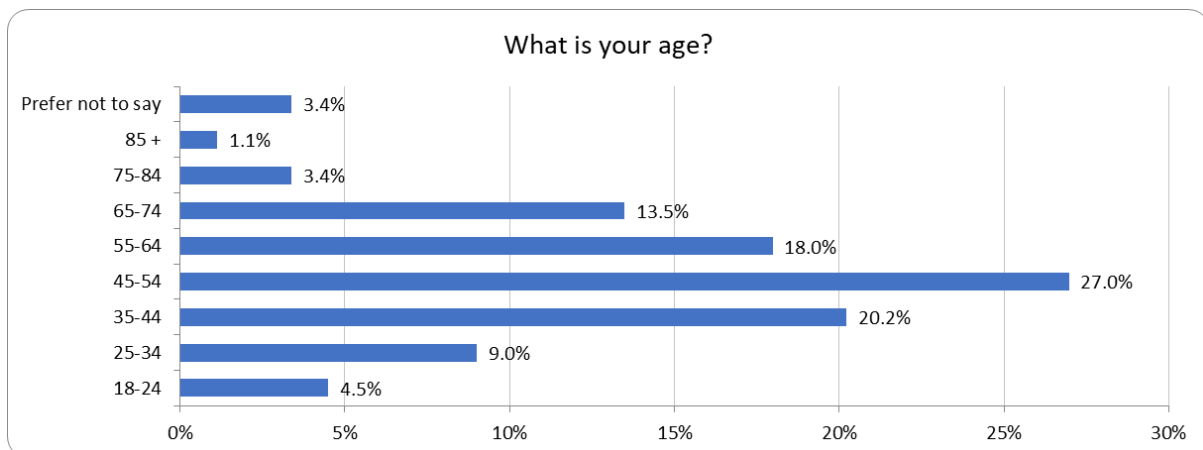


Figure 4.1.1

Respondents were asked whether they consider themselves to be a Disabled person. 90 respondents responded, of which:

- 26 (29%) respondents considered themselves to be a Disabled person
- 55 (61%) respondents did not consider themselves to be a Disabled person
- 9 (10%) respondents preferred not to say

See figure 4.1.2 below

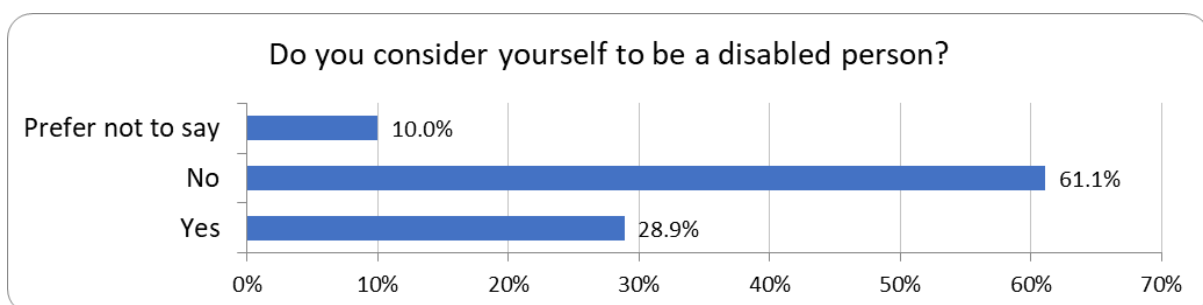


Figure 4.1.2

Respondents were asked their ethnic group. 88 respondents selected their ethnic group, of which:

- 3 (3%) respondents selected Asian or Asian British
- 8 (9%) respondents selected Black, Black British, Caribbean or African
- 5 (6%) respondents selected Mixed or multiple ethnic groups
- 57 (65%) respondents selected White British
- 4 (5%) respondents selected Other White Background
- 0 (0%) respondents selected Gypsy, Roma or Traveller
- 4 (5%) respondents selected other
- 7 (8%) respondents preferred not to say

See figure 4.1.3 below.

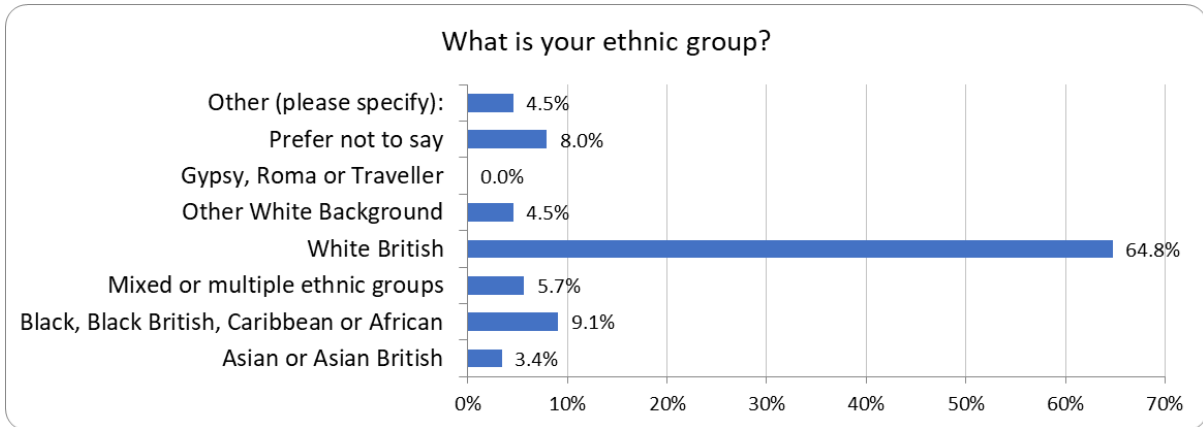


Figure 4.1.3

Respondents were asked their religion / faith. 86 respondents selected their religion / faith, of which:

- 51 (59%) respondents selected No religion
- 4 (5%) respondents selected Buddhist
- 15 (17%) respondents selected Christian
- 1 (1%) respondent selected Hindu
- 0 (0%) respondents selected Jewish
- 4 (5%) respondents selected Muslim
- 2 (2%) respondents selected Pagan
- 0 (0%) respondents selected Sikh
- 4 (5%) respondents selected Other
- 5 (6%) respondents preferred not to say

See figure 4.1.4 below

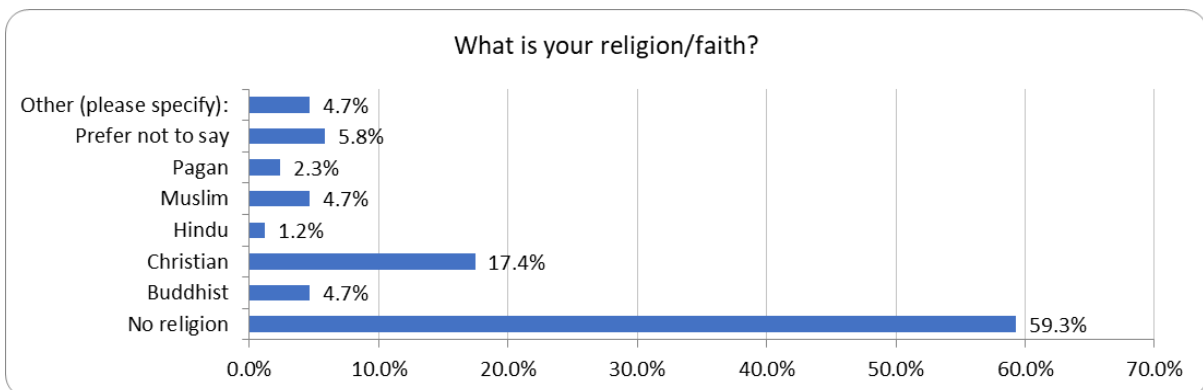


Figure 4.1.4

Respondents were asked their sex. 88 respondents selected their sex, of which:

- 53 (60%) respondents identified as female
- 27 (31%) respondents identified as male

- 1 (1%) respondent identified as other
- 7 (8%) respondents preferred not to say

See figure 4.1.5 below.

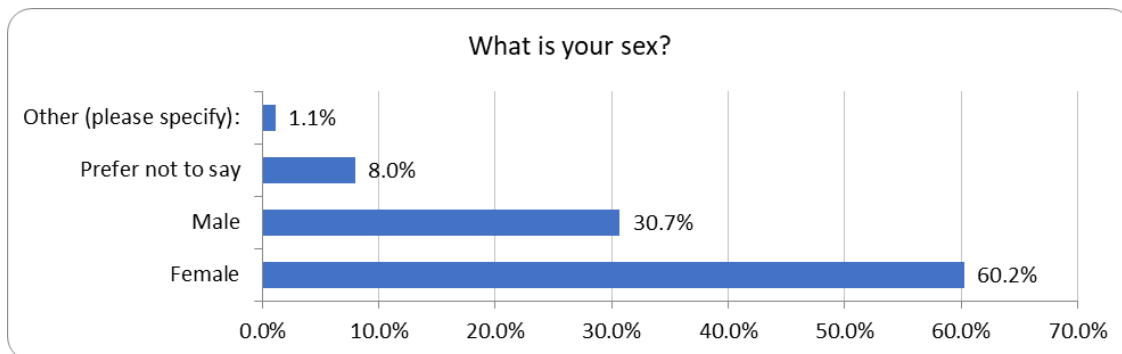


Figure 4.1.5

Respondents were asked whether they consider themselves to have a gender identity different from their sex recorded at birth. 85 respondents responded, of which:

- 2 (2%) respondents said yes
- 77 (91%) respondents said no
- 6 (7%) respondents preferred not to say

See figure 4.1.6 below.

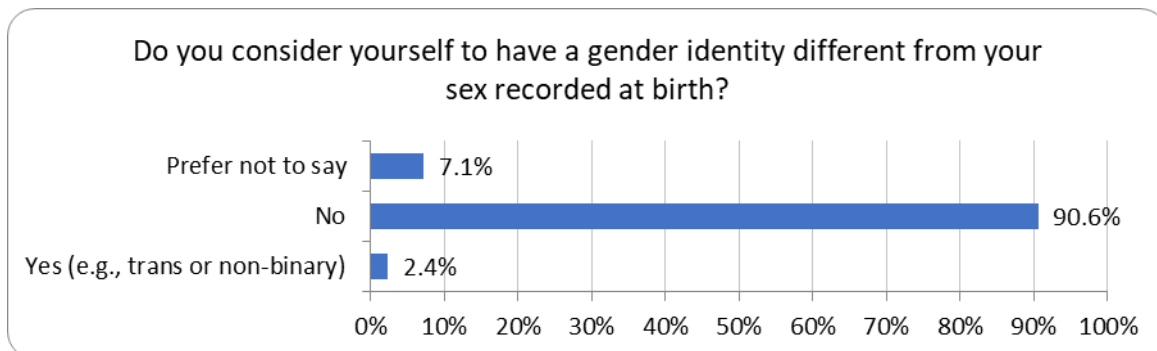


Figure 4.1.6

Respondents were asked their sexual orientation. 85 respondents selected their sexual orientation, of which:

- 7 (8%) respondents selected Bi
- 3 (4%) respondents selected Gay/Lesbian
- 54 (64%) respondents selected Heterosexual / Straight
- 19 (22%) respondents selected that they use another term
- 2 (2%) respondents preferred not to say

See figure 4.1.7 below

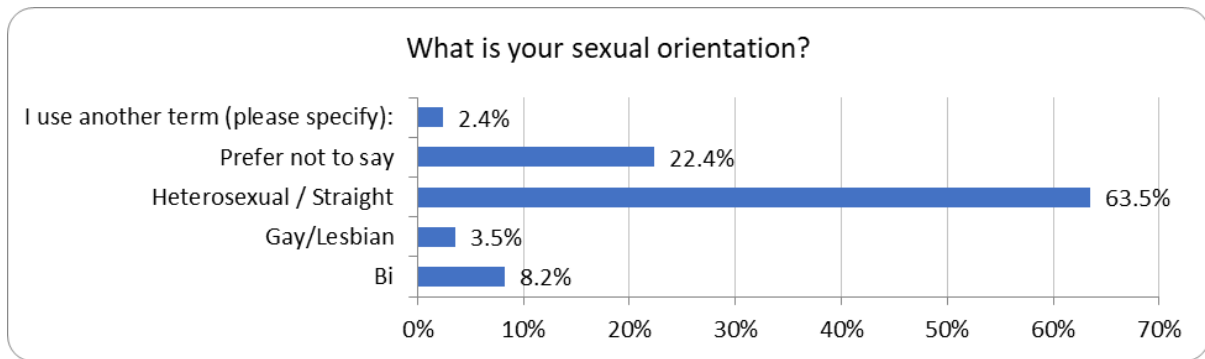


Figure 4.1.7

Respondents were asked whether they are pregnant or have given birth in the last 26 weeks. 86 respondents responded, of which:

- 0 (0%) respondents said yes
- 82 (95%) respondents said no
- 4 (5%) respondents preferred not to say

See figure 4.1.8 below.

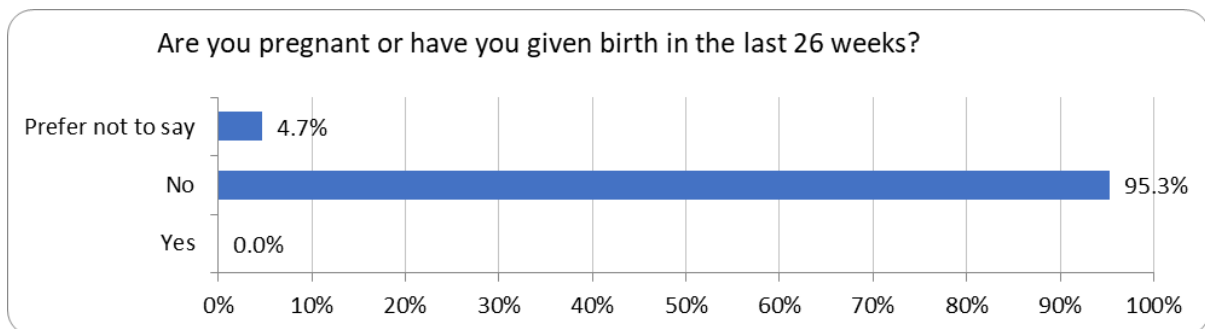


Figure 4.1.8

Respondents were asked whether they are a carer. 86 respondents responded, of which:

- 13 (15%) respondents said yes
- 67 (78%) respondents said no
- 6 (7%) respondents preferred not to say

See figure 4.1.9 below

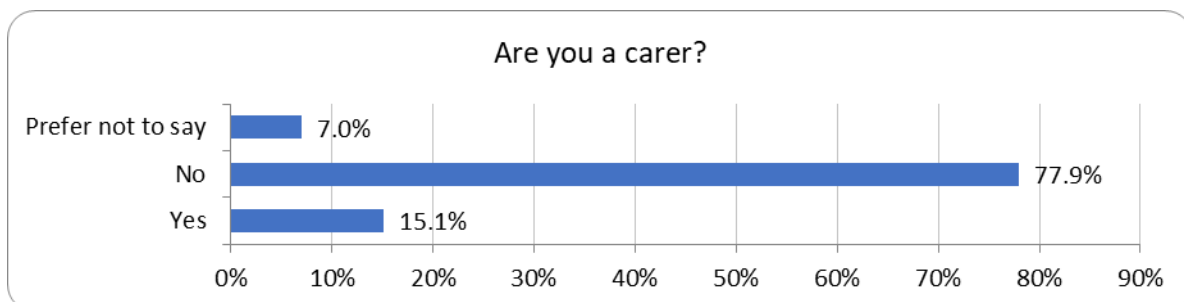


Figure 4.1.9

Respondents were asked whether they are a refugee or asylum seeker. 87 respondents responded, of which:

- 1 (1%) respondent said yes
- 82 (94%) respondents said no
- 4 (5%) respondents preferred not to say

See figure 4.1.10 below.

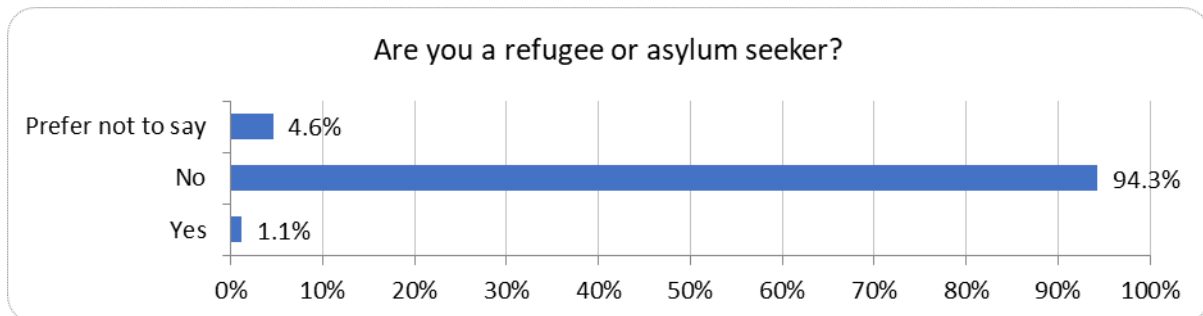


Figure 4.1.10

Respondents were asked to give their full postcode, which has been grouped by ward. 76 respondents responded, of which:

- 12 (16%) respondents had a postcode that matched to Ashley ward
- 11 (15%) respondents had a postcode that matched to Lawrence Hill
- 7 (9%) respondents had a postcode that matched to Frome Vale
- 4 (5%) respondents had a postcode that matched to Avonmouth and Lawrence Weston
- 4 (5%) respondents had a postcode that matched to Central
- 4 (5%) respondents had a postcode that matched to Windmill Hill

See figure 4.1.11 below

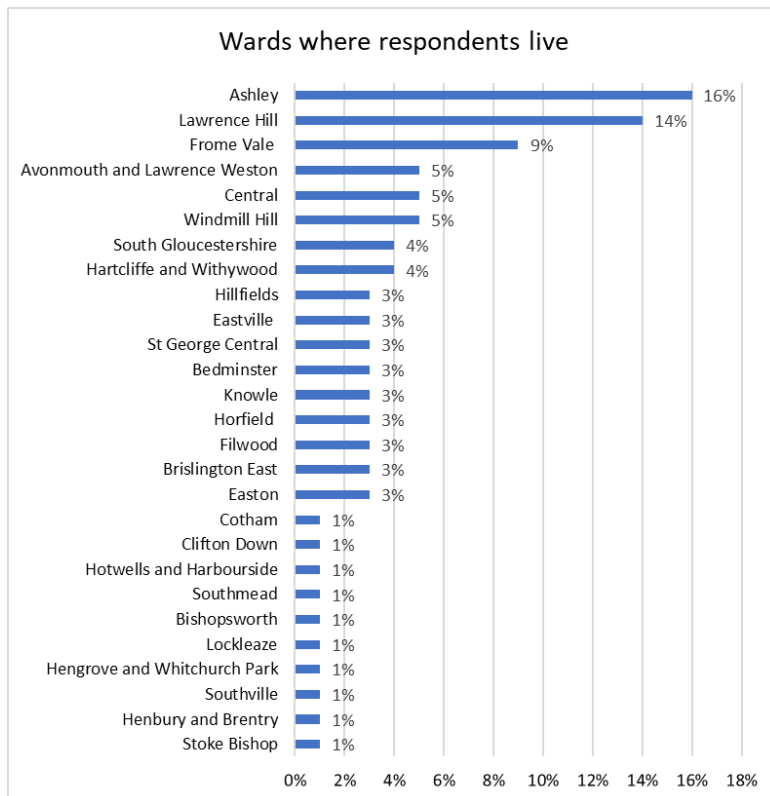


Figure 4.1.11

The respondents' postcodes have been grouped by the Bristol deprivation deciles. Bristol decile 10 is the least

deprived and Bristol decile 1 is the most deprived. The deciles with the highest number of responses were Bristol decile 2 and Bristol decile 3 jointly. Of the 76 responses:

- 12 (17%) were in Bristol decile 1
- 13 (18%) were in Bristol decile 2
- 13 (18%) were in Bristol decile 3
- 10 (14%) were in Bristol decile 4
- 3 (4%) were in Bristol decile 5
- 6 (8%) were in Bristol decile 6
- 7 (10%) were in Bristol decile 7
- 4 (6%) were in Bristol decile 8
- 2 (3%) were in Bristol decile 9
- 1 (1%) were in Bristol decile 10

See figure 4.1.12 below

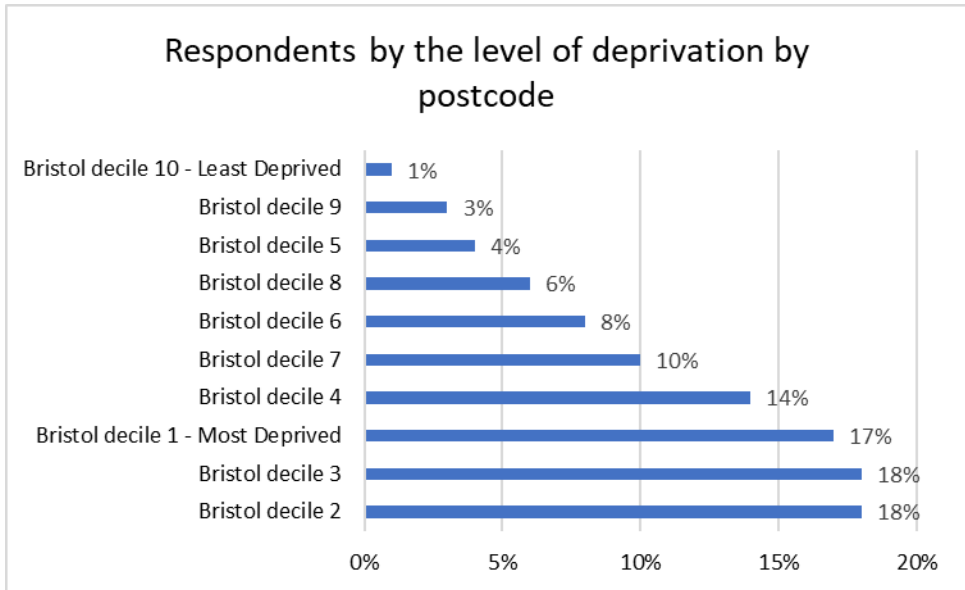


Figure 4.1.12

4.2. Characteristics of respondents

Respondents were asked whether they were responding as an individual, on behalf of a VCSE organisation, or in any other capacity. 94 respondents answered the question, of which:

- 35 (37%) responded on behalf of a VCSE organisation
- 54 (58%) responded as an individual
- 5 (5%) responded as other

See figure 4.2.1 below

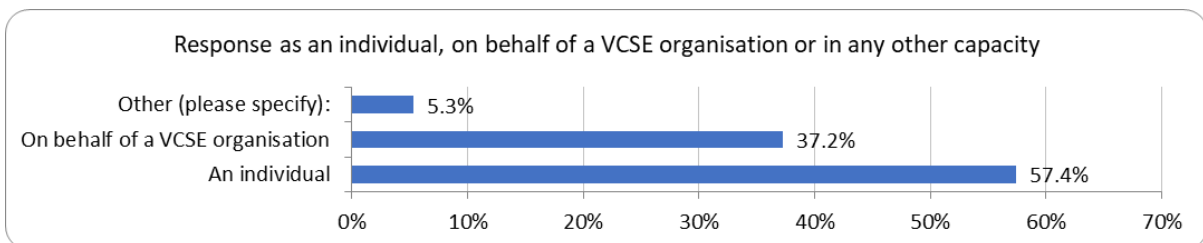


Figure 4.2.1

Even though the majority of respondents selected that they were replying as individuals, it is clear from comments that a number of them work for VCSE organisations in the city.

Respondents were asked which areas of interest their VCSE organisations work in. They could select all that applied.

Respondents selected 21 areas of interest, the most common of which were:

- Health and wellbeing: 22 respondents selected this area
- Community development: 17 respondents selected this area
- Children and families: 13 respondents selected this area
- Neighbourhood: 13 respondents selected this area

- Information, advice and guidance: 11 respondents selected this area
- Equalities: 11 respondents selected this area
- Jobs and skills: 11 respondents selected this area
- Environmental: 10 respondents selected this area
- Arts and culture: 7 respondents selected this area
- Equalities-led organisation: 7 respondents selected this area

See figure 4.2.2 below



Figure 4.2.2

Respondents were asked which group their VCSE organisation primarily works with.

Respondents selected 7 groups that their organisations work with, the most common of which were:

- Specific geographical community or neighbourhood: 7 organisations selected this group
- Children and / or Young People: 6 organisations selected this group
- People impacted by poverty: 5 organisations selected this group
- Black, Asian, Minority Ethnic (BAME) communities: 5 organisations selected this group
- Disabled People: 3 organisations selected this group
- New migrant, refugee, asylum seeker: 2 organisations selected this group
- Lesbian, gay and bisexual people: 1 organisation selected this group

See figure 4.2.3 below.

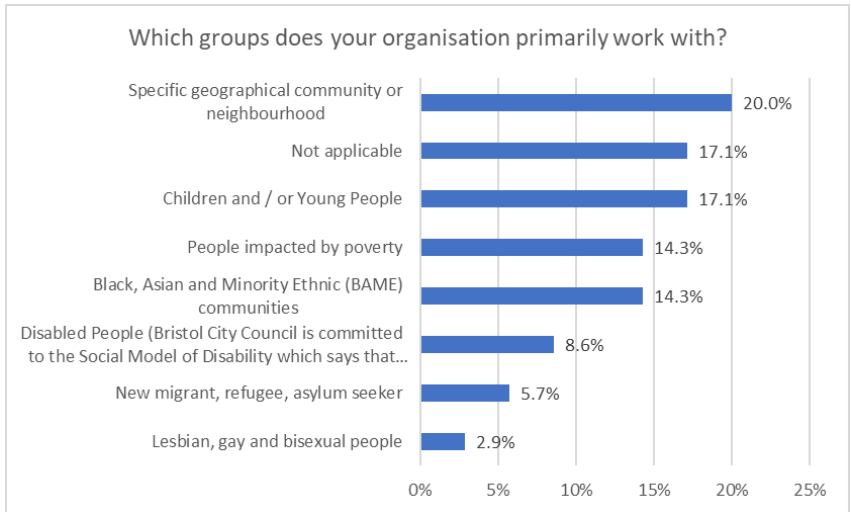


Figure 4.2.3

Respondents were asked which areas of Bristol their VCSE organisations works in. They could select all that apply. 21 areas were selected by respondents, the most common of which was citywide. This area was selected by 18 respondents.

See figure 4.2.4 below

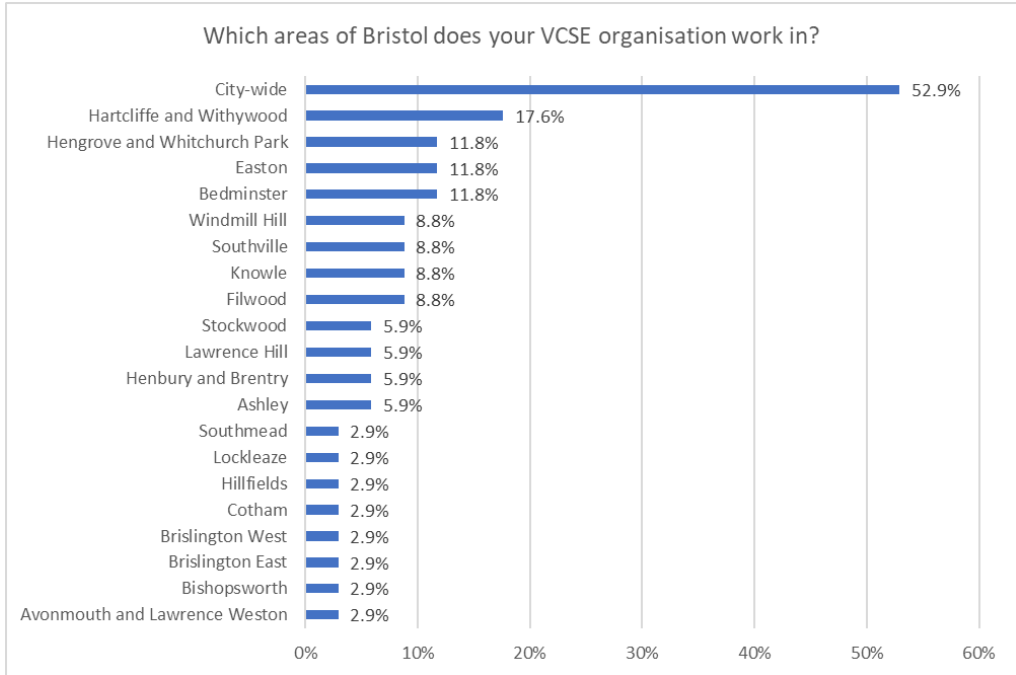


Figure 4.2.4

Respondents were asked what their VCSE organisation’s annual turnover is. 35 respondents selected their organisation’s annual turnover, of which:

- 3 (9%) respondents selected below £50k
- 12 (34%) respondents selected £50k to £250k

- 11 (31%) respondents selected £250k to £1m
- 6 (17%) respondents selected over £1m
- 3 (9%) respondents selected Not applicable

See figure 4.2.5 below

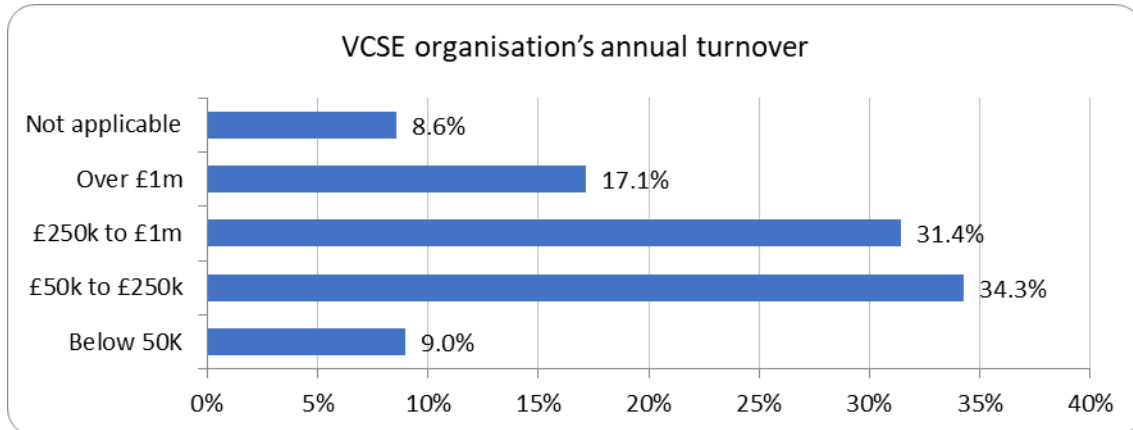


Figure 4.2.5

Respondents were asked whether their VCSE organisation currently receives a Bristol Impact Fund grant. 35 respondents selected whether they currently receive a Bristol Impact Fund grant, of which:

- 17 (49%) respondents said that they currently receive a BIF grant
- 18 (51%) respondents said that they do not currently receive a BIF grant

See figure 4.2.6 below.

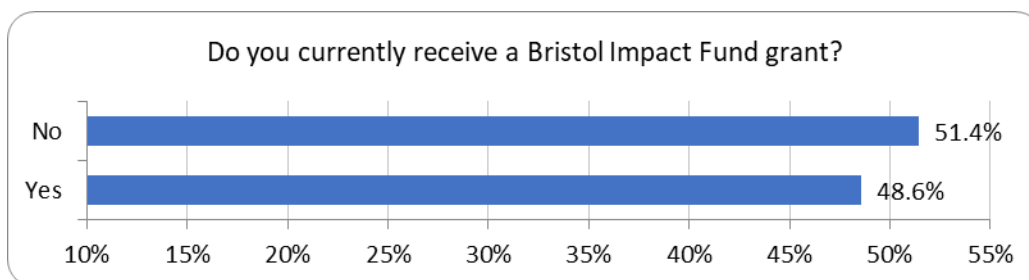


Figure 4.2.6

4.3. Proposed Impacts and Outcomes for BIF3

In the analysis of the consultation results, the answers to the survey questions were cross-referenced with demographic data on the respondent's age, ethnic group, whether they identified as Disabled or not, and whether they were responding as an individual or on

behalf of a VCSE organisation. For the majority of the survey questions, there was no obvious difference in the responses broken down by these demographics compared to the general pattern. However, where a difference was observed, we have included this breakdown in the report below.

Respondents were asked the extent to which they agreed or disagreed with proposed **Impact 1: More resilient, inclusive and connected communities.**

93 respondents expressed a view, of which:

- 84 (90%) agreed or strongly agreed with proposed impact 1
- 5 (6%) neither agreed or disagreed and
- 4 (4%) disagreed or strongly disagreed

See figure 4.3.1 below.

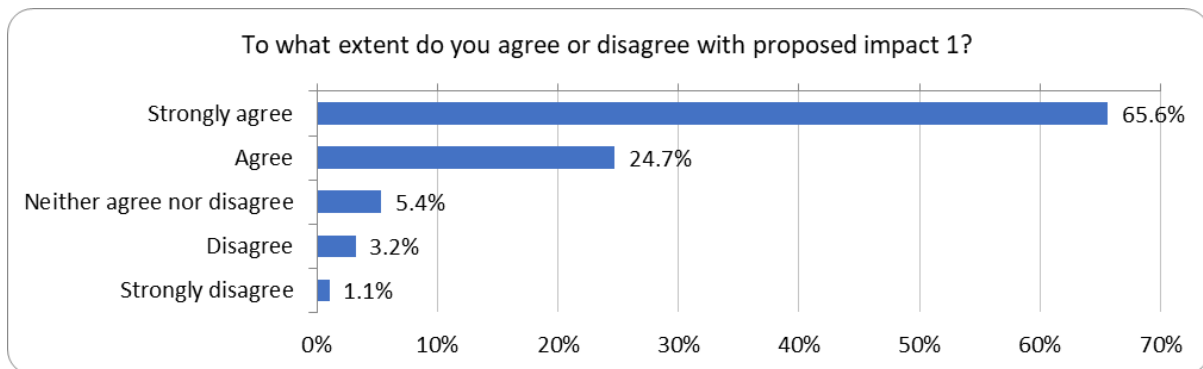


Figure 4.3.1

93 respondents expressed a view of this proposal and stated whether they were responding as an individual or on behalf of a VCSE organisation. The following graph shows the extent to which respondents agreed or disagreed with proposed impact 1, broken down by whether they were responding as an individual or on behalf of a VCSE organisation. Those who were responding as an individual were slightly more likely to disagree or strongly disagree than those responding on behalf of a VCSE organisation.

See figure 4.3.2 below.

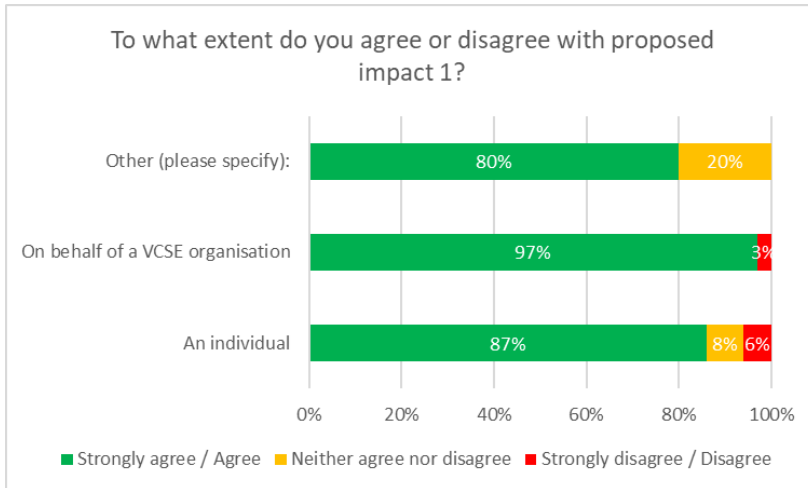


Figure 4.3.2

Then respondents were asked the extent to which they agreed or disagreed with the **proposed outcomes for impact 1:**

1. **People feel more connected to their community**
2. **People participate more in community life**
3. **More people take on leadership roles within their community**
4. **People self-organise to take action on issues that are important to them**

93 respondents expressed a view, of which:

- 82 (89%) agreed or strongly agreed with the proposed outcomes for impact 1
- 5 (5%) neither agreed or disagreed and
- 6 (6%) disagreed or strongly disagreed

See figure 4.3.3 below

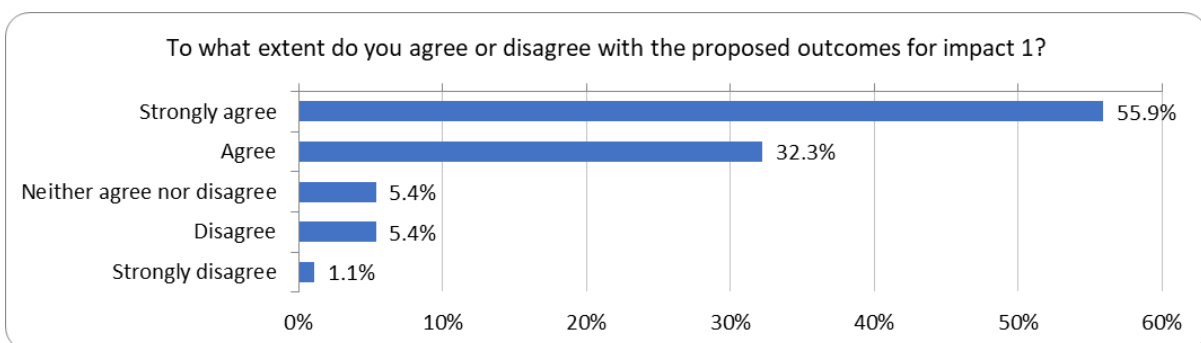


Figure 4.3.3

Respondents were asked the extent to which they agreed or disagreed with proposed **Impact 2: People empowered to make decisions and take action.**

93 respondents expressed a view, of which:

- 85 (92%) agreed or strongly agreed with proposed impact 2
- 5 (5%) neither agreed or disagreed and
- 3 (3%) disagreed or strongly disagreed

See figure 4.3.4 below

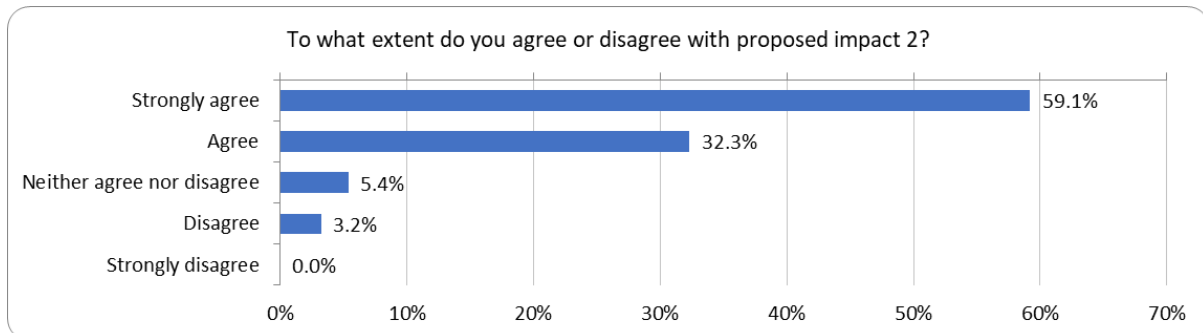


Figure 4.3.4

Then respondents were asked the extent to which they agreed or disagreed with the **proposed outcomes for impact 2:**

5. **People gain knowledge of their rights and services available to them**
6. **People have improved wellbeing**
7. **People gain skills and build capacity**
8. **People feel more confident to take action on things that matter to them**

93 respondents expressed a view, of which:

- 85 (91%) agreed or strongly agreed with the proposed outcomes for impact 2
- 6 (7%) neither agreed or disagreed and
- 2 (2%) disagreed or strongly disagreed

See figure 4.3.5 below.

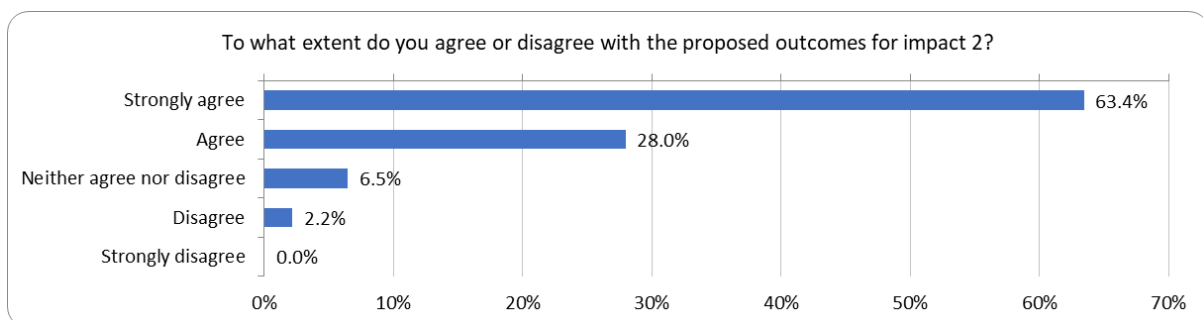


Figure 4.3.5

Respondents were asked the extent to which they agreed or disagreed with proposed **Impact 3: Thriving, more resilient and diverse VCSE ecosystem.**

93 respondents expressed a view, of which:

- 81 (87%) agreed or strongly agreed with proposed impact 3
- 8 (9%) neither agreed or disagreed and
- 4 (4%) disagreed or strongly disagreed

See figure 4.3.6 below

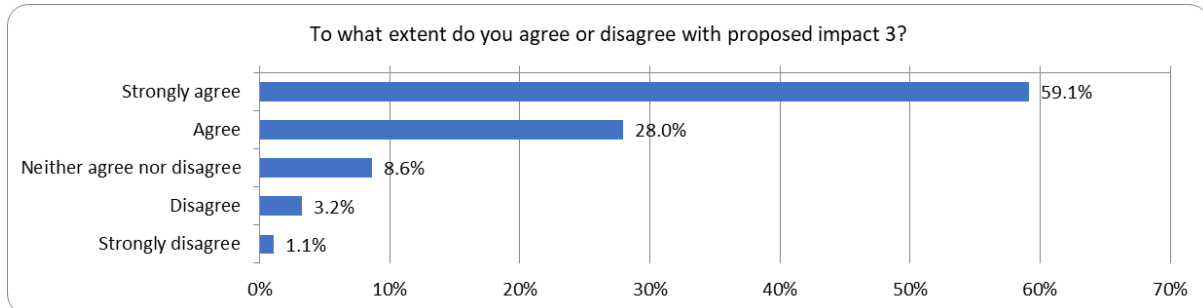


Figure 4.3.6

Then respondents were asked the extent to which they agreed or disagreed with the **proposed outcomes for impact 3:**

- 9. My VCSE organisation becomes more representative of the community it serves**
- 10. New skills, knowledge and practice are embedded in the organisation, building its capacity**
- 11. VCSE coordination, collaboration and partnership is strengthened**
- 12. Community assets are more accessible and inclusive**

92 respondents expressed a view, of which:

- 82 (89%) agreed or strongly agreed with the proposed outcomes for impact 3
- 7 (8%) neither agreed or disagreed and
- 3 (3%) disagreed or strongly disagreed

See figure 4.3.7 below

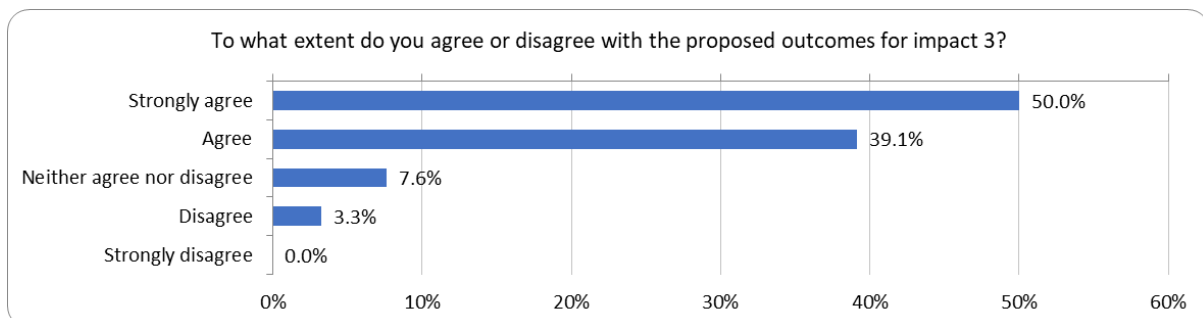


Figure 4.3.7

Respondents were asked the extent to which they agreed or disagreed with proposed **Impact 4: City decision-making is influenced through community involvement**

93 respondents expressed a view, of which:

- 79 (85%) agreed or strongly agreed with proposed impact 4
- 9 (10%) neither agreed or disagreed and
- 5 (5%) disagreed or strongly disagreed

See figure 4.3.8 below

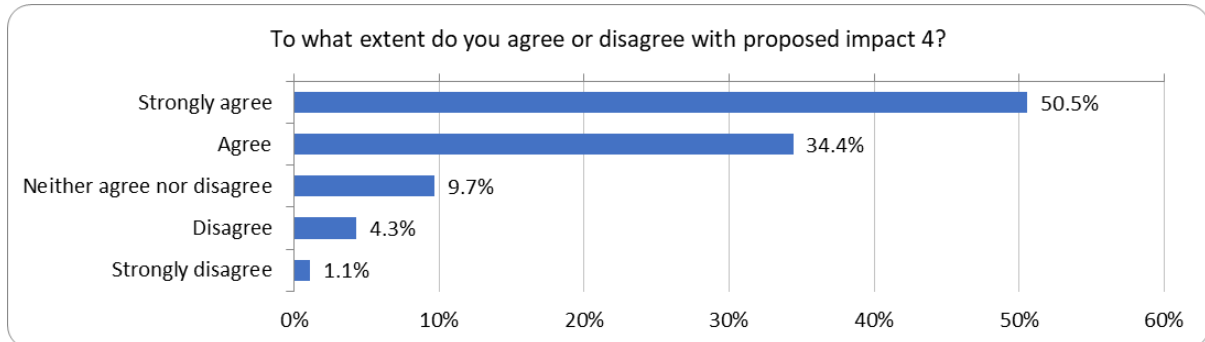


Figure 4.3.8

Then respondents were asked the extent to which they agreed or disagreed with the **proposed outcomes for impact 4:**

- 13. People are better able to engage with decision-makers in the city**
- 14. Under-represented groups have a stronger “voice” in the city**
- 15. Local policy or strategic decisions are informed by diverse and marginalised views and experiences**
- 16. People feel that they can influence decisions that affect them / their community**

93 respondents expressed a view, of which:

- 82 (88%) agreed or strongly agreed with the proposed outcomes for impact 4
- 6 (7%) neither agreed or disagreed and
- 5 (5%) disagreed or strongly disagreed

See figure 4.3.9 below.

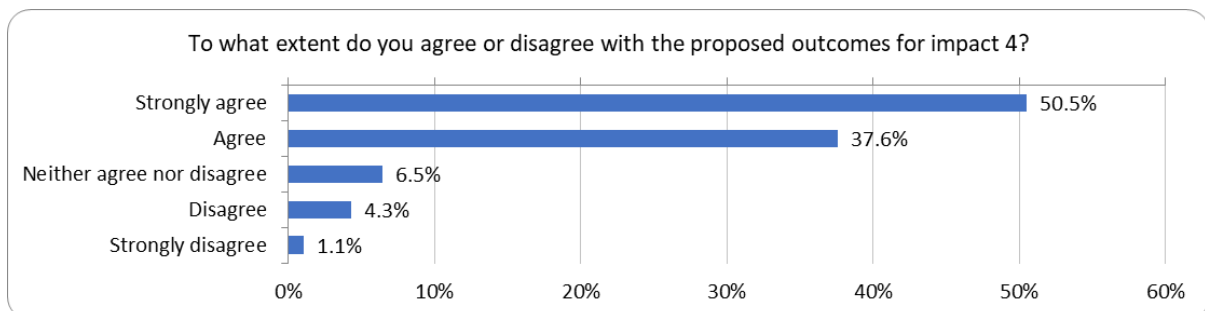


Figure 4.3.9

Then respondents were asked the extent to which they agreed or disagreed with the proposal to use a menu of standard indicators to measure progress across all BIF3 grants.

93 respondents expressed a view, of which:

- 70 (75%) agreed or strongly agreed with the proposal to use a menu of standard indicators
- 15 (16%) neither agreed or disagreed and
- 8 (9%) disagreed or strongly disagreed

See figure 4.3.10 below

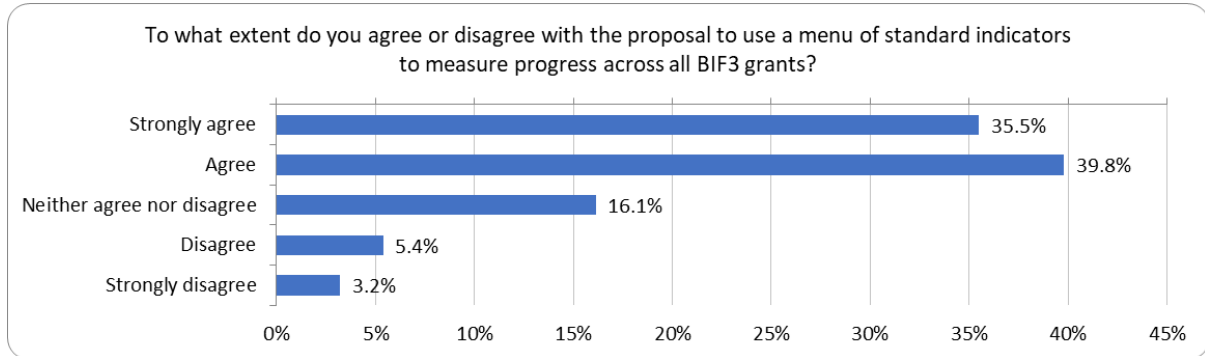


Figure 4.3.10

4.4. Proposed priorities of BIF3

Respondents were asked the extent to which they agreed or disagreed with **proposed Priority 1: Community-identified priorities.**

93 respondents expressed a view, of which:

- 78 (84%) agreed or strongly agreed with proposed Priority 1
- 12 (13%) neither agreed or disagreed and
- 3 (3%) disagreed or strongly disagreed

See figure 4.4.1 below

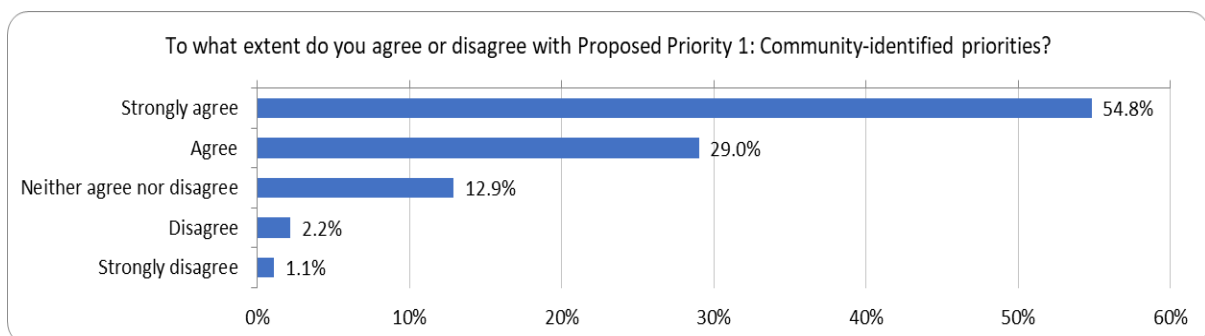


Figure 4.4.1

Respondents were asked the extent to which they agreed or disagreed with **proposed priority 2: Social justice and inclusion**

93 respondents expressed a view, of which:

- 85 (92%) agreed or strongly agreed with proposed Priority 2

- 5 (5%) neither agreed or disagreed and
- 3 (3%) disagreed or strongly disagreed

See figure 4.4.2 below

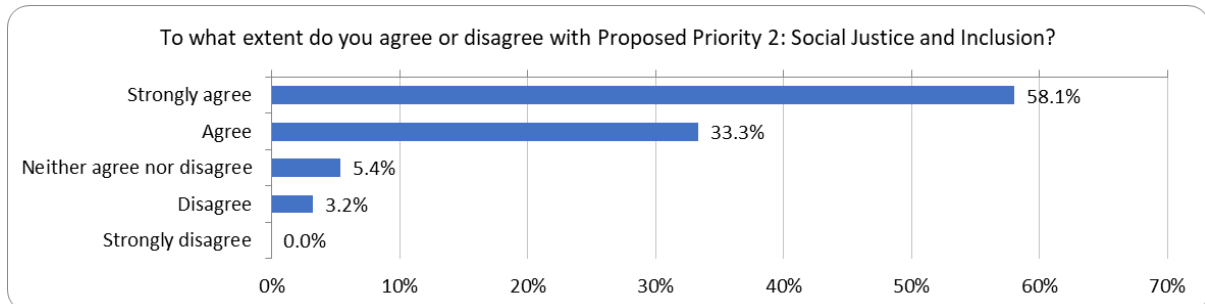


Figure 4.4.2

93 respondents expressed a view of this proposal and stated whether they were responding as an individual or on behalf of a VCSE organisation. The following graph shows the extent to which respondents agreed or disagreed with proposed Priority 2: Social justice and inclusion, broken down by whether they were responding as an individual or on behalf of a VCSE organisation. Those who were responding as an individual were slightly more likely to disagree than those responding on behalf of a VCSE organisation.

See figure 4.4.3 below

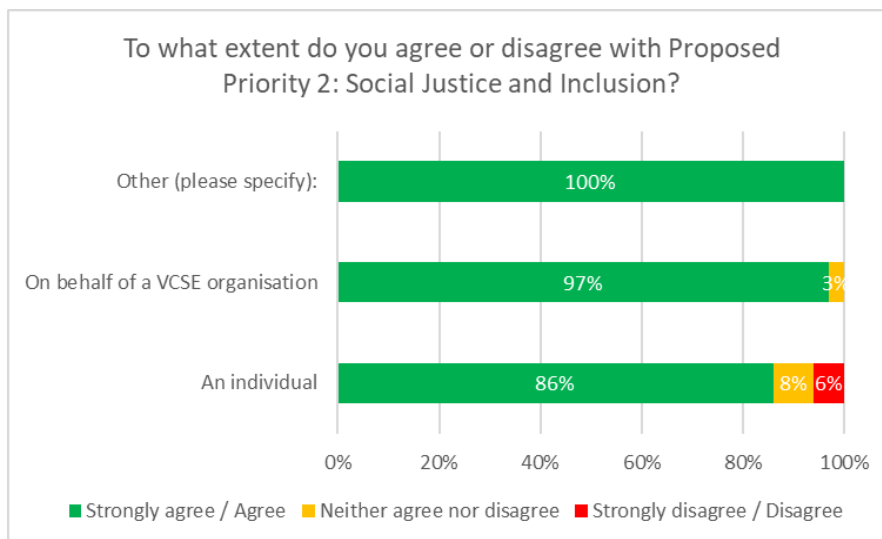


Figure 4.4.3

Respondents were asked the extent to which they agreed or disagreed with **proposed Priority 3: Economic resilience and community wealth**

93 respondents expressed a view, of which:

- 79 (85%) agreed or strongly agreed with proposed Priority 3
- 9 (10%) neither agreed or disagreed and
- 5 (5%) disagreed or strongly disagreed

See figure 4.4.4 below

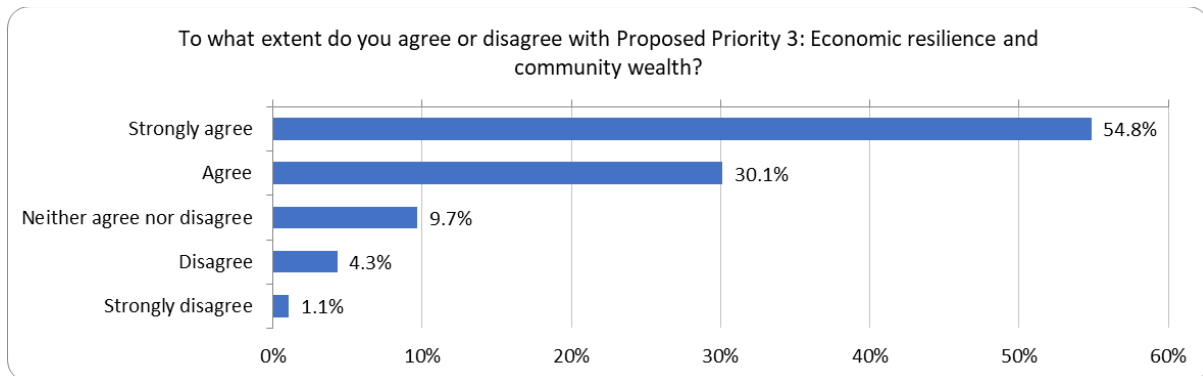


Figure 4.4.4

88 respondents expressed a view of this proposal and stated their ethnic group. The following graph shows the extent to which respondents agreed or disagreed with the proposed Priority 3: Economic resilience and community wealth, broken down by ethnic group. It appears that those of Mixed or multiple ethnic groups, Black, Black British, Caribbean or African, and Asian or Asian British respondents all agree or strongly agree with this priority, whereas with White British respondents there was a bigger range of views.

See figure 4.4.5 below

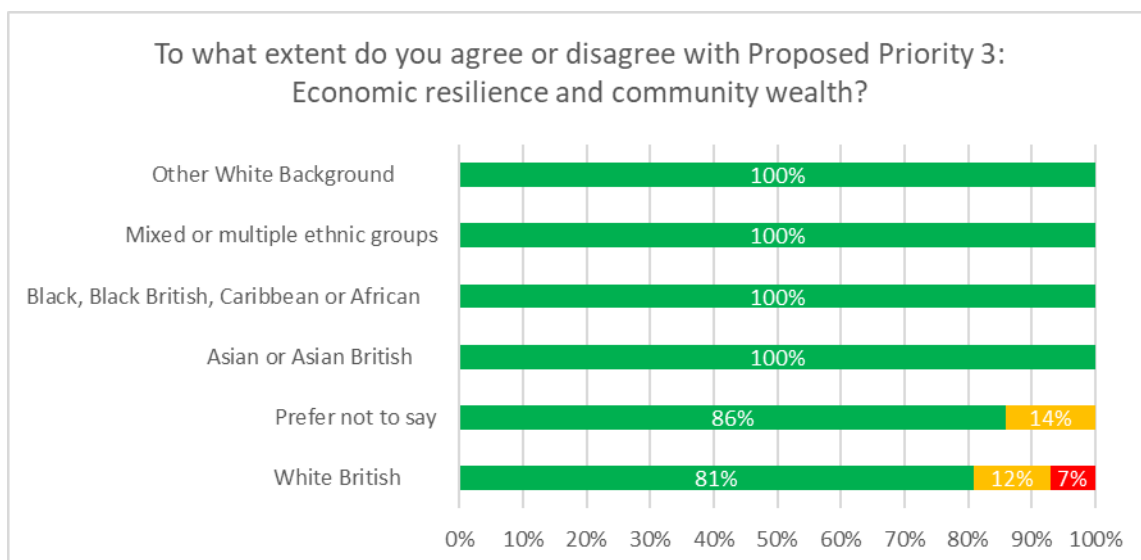


Figure 4.4.5

Respondents were asked the extent to which they agreed or disagreed with **proposed Priority 4: Wellbeing**

93 respondents expressed a view, of which:

- 89 (96%) agreed or strongly agreed with proposed Priority 4
- 2 (2%) neither agreed or disagreed and
- 2 (2%) disagreed or strongly disagreed

See figure 4.4.6 below

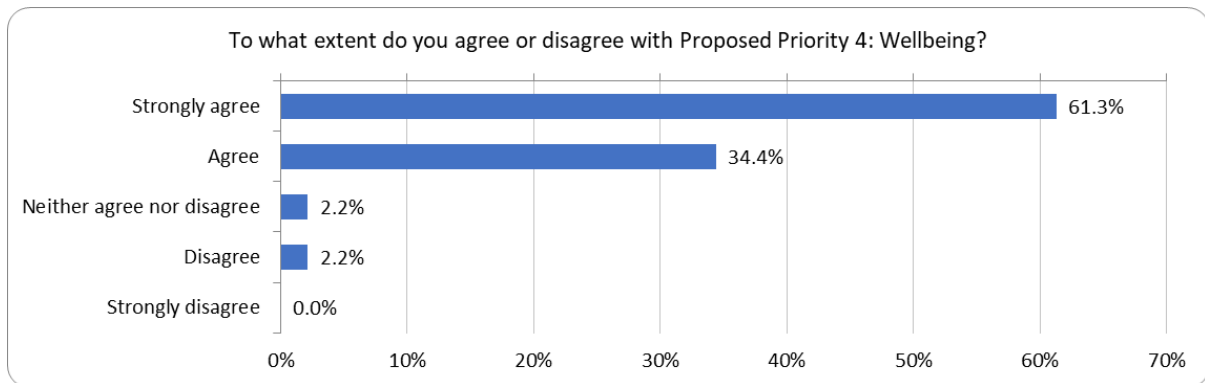


Figure 4.4.6

Respondents were asked the extent to which they agreed or disagreed with **proposed Priority 5: Community hubs**

92 respondents expressed a view, of which:

- 84 (91%) agreed or strongly agreed with proposed Priority 5
- 6 (7%) neither agreed or disagreed and
- 2 (2%) disagreed or strongly disagreed

See figure 4.4.7 below

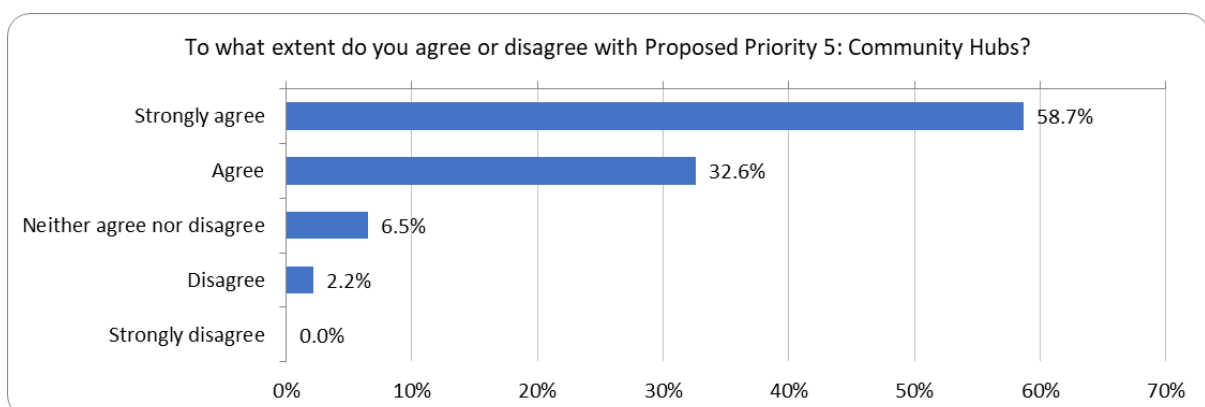


Figure 4.4.7

Respondents were asked the extent to which they agreed or disagreed with **proposed Priority 6: Hate crime**

93 respondents expressed a view, of which:

- 80 (86%) agreed or strongly agreed with proposed Priority 6
- 9 (10%) neither agreed or disagreed and
- 4 (4%) disagreed or strongly disagreed

See figure 4.4.8 below

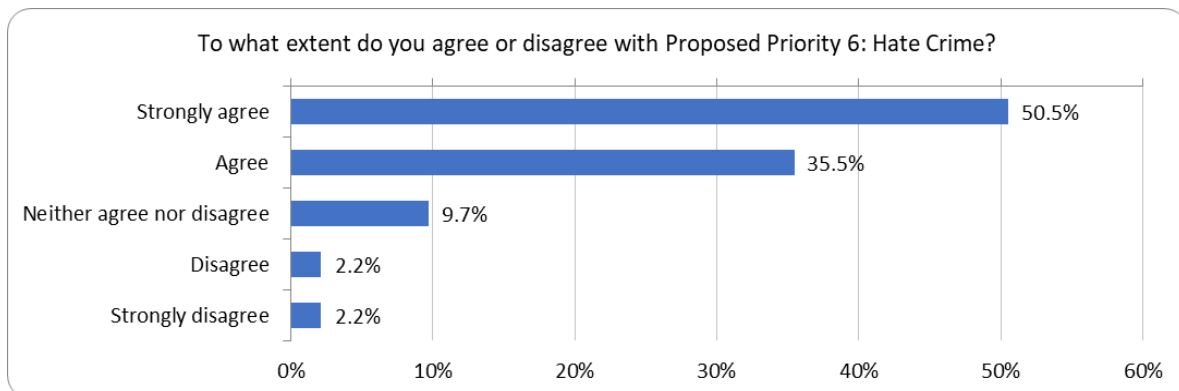


Figure 4.4.8

93 respondents expressed a view of this proposal and stated whether they were responding as an individual or on behalf of a VCSE organisation. The following graph shows the extent to which respondents agreed or disagreed with proposed priority 6: hate crime, broken down by whether they were responding as an individual or on behalf of a VCSE organisation. No respondents on behalf of VCSE organisations disagree, whereas there is a wider range of answers from those responding as individuals.

See figure 4.4.9 below

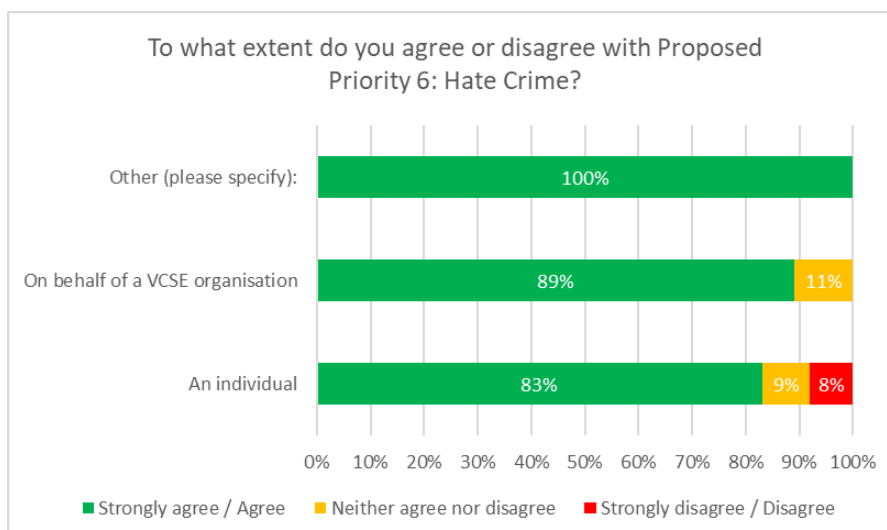


Figure 4.4.9

4.5. Proposed Funding Approach

Maximum grant size

Respondents were asked the extent to which they agreed or disagreed with our preferred option to increase the maximum amount groups can apply for by 10%. This would mean fewer groups and proposals would be funded overall.

92 respondents expressed a view, of which:

- 54 (59%) agreed or strongly agreed with the option to increase the maximum amount by 10%
- 18 (19%) neither agreed or disagreed and
- 20 (22%) disagreed or strongly disagreed

See figure 4.5.1 below

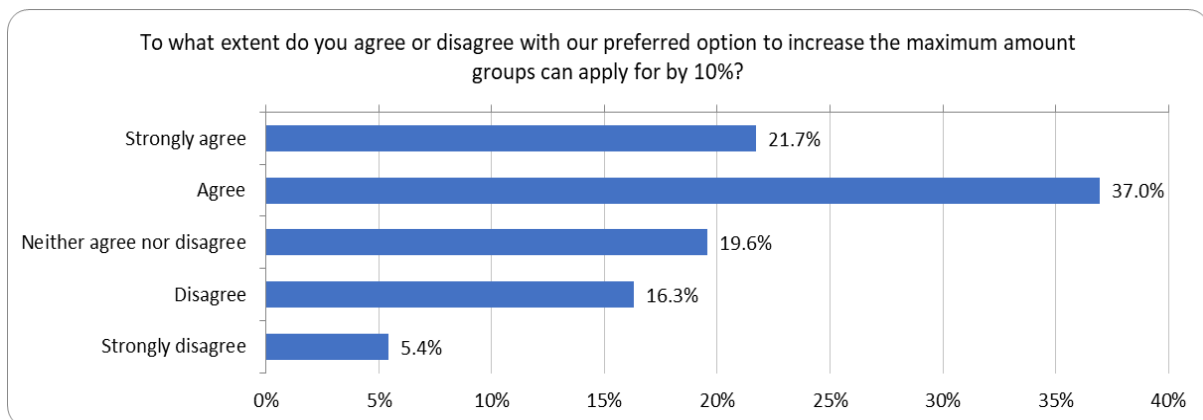


Figure 4.5.1

88 respondents expressed a view of this proposal and stated which age group they are in. The following graph shows the extent to which respondents agreed or disagreed with the proposed increase of the maximum amount groups can apply for by 10%, broken down by age range. This shows that those who are under 35 seem less likely to disagree with increasing the maximum amount.

See figure 4.5.2 below

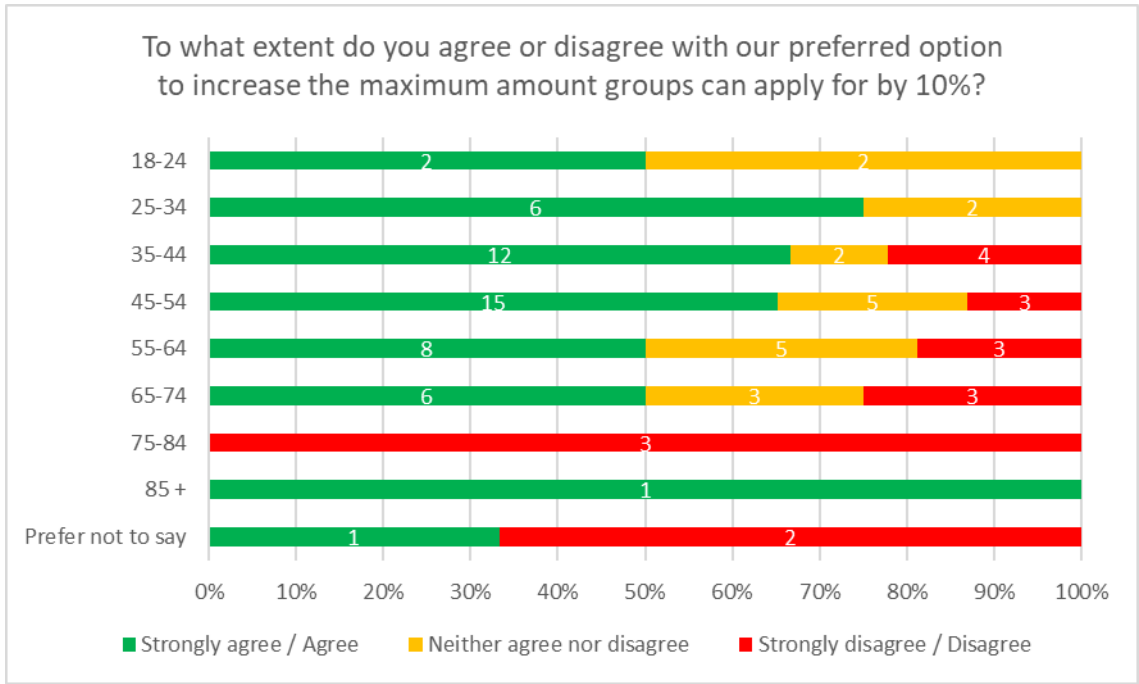


Figure 4.5.2

Then respondents were asked, if they disagreed with a 10% increase in the maximum grant size, what their preferred approach would be.

38 respondents expressed a view, of which:

- 20 (53%) selected that the upper limit should not increase
- 18 (47%) selected that the upper limit should increase by 15%

See figure 4.5.3 below

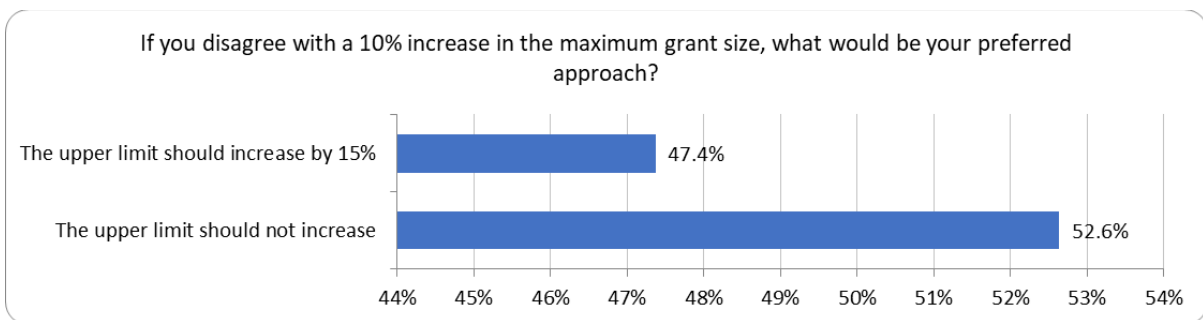


Figure 4.5.3

Small grants

Respondents were asked the extent to which they agreed or disagreed with the proposal to extend the duration of small grants from 18 months to two years.

93 respondents expressed a view, of which:

- 69 (74%) agreed or strongly agreed with the option to extend the duration of small grants
- 17 (18%) neither agreed or disagreed and
- 7 (8%) disagreed or strongly disagreed

See figure 4.5.4 below

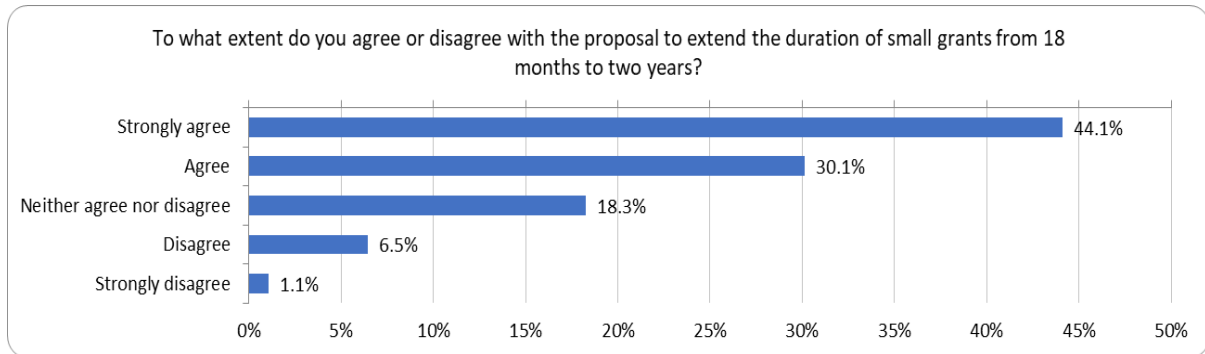


Figure 4.5.4

Hate crime support

Respondents were asked the extent to which they agreed or disagreed with the proposal to ringfence £1,420,000 of BIF3 budget over four years for work that tackles hate crime.

93 respondents expressed a view, of which:

- 54 (58%) agreed or strongly agreed with the proposal to ringfence £1,420,000 for work that tackles hate crime
- 25 (27%) neither agreed or disagreed and
- 14 (15%) disagreed or strongly disagreed

See figure 4.5.5 below

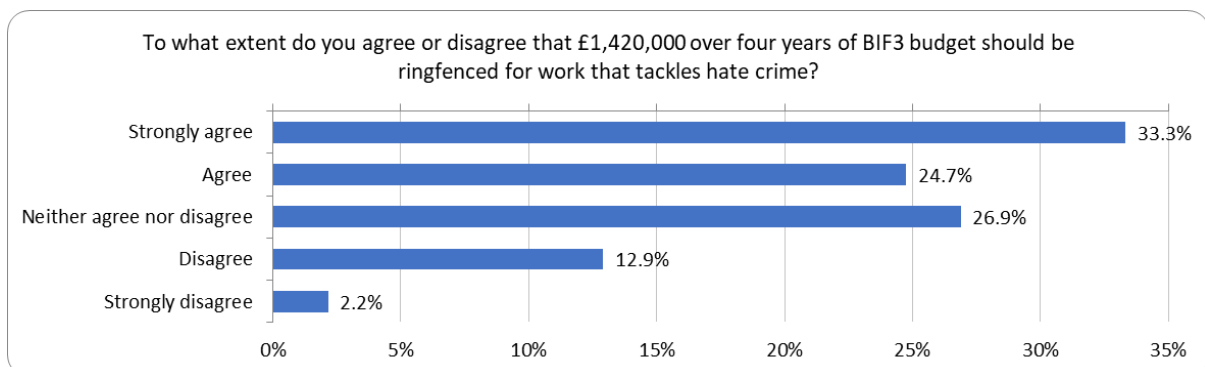


Figure 4.5.5

90 respondents expressed a view of this proposal and stated whether they identify as Disabled or not. The following graph shows the extent to which respondents agreed or

disagreed with the proposed budget ringfence for hate crime, broken down by whether they identify as Disabled or not. This shows that respondents who identify as Disabled are less likely to disagree or strongly disagree than those who do not.

See figure 4.5.6 below

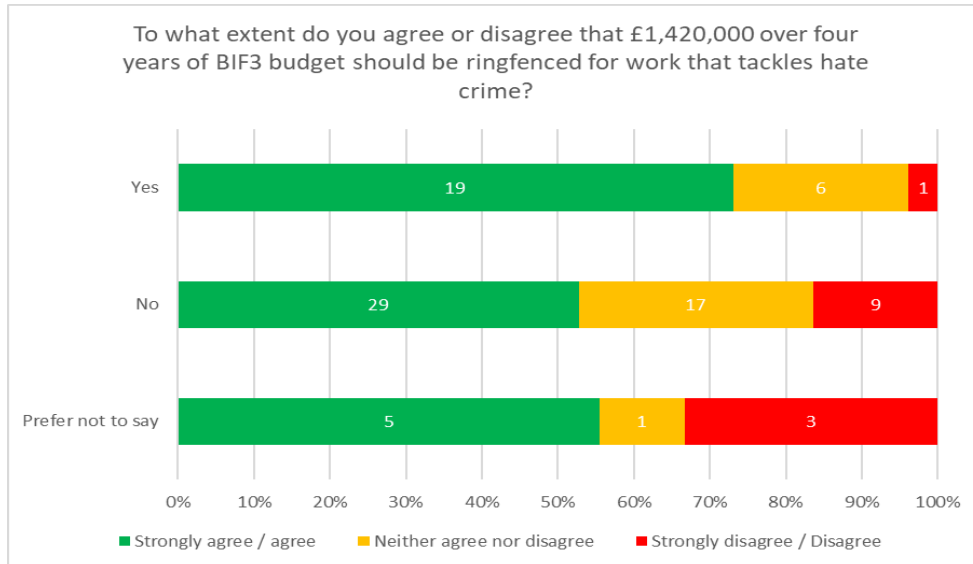


Figure 4.5.6

Respondents were asked the extent to which they agreed or disagreed with our preferred option to increase the maximum amount available for hate crime work by 10%. This would mean fewer groups and proposals would be funded overall in the BIF3 programme.

92 respondents expressed a view, of which:

- 43 (47%) agreed or strongly agreed with the option to increase the maximum amount for hate crime work by 10%
- 27 (29%) neither agreed or disagreed and
- 22 (24%) disagreed or strongly disagreed

Figure 4.5.7 below

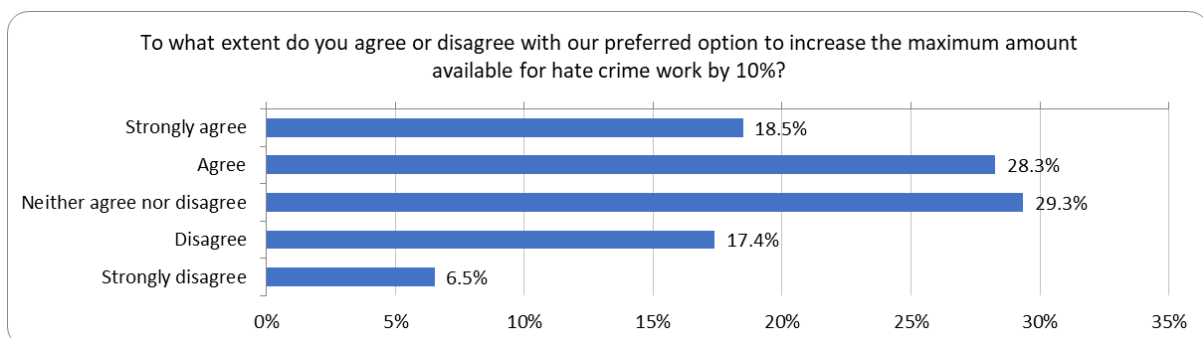


Figure 4.5.7

Then respondents were asked, if they disagreed with a 10% increase in the maximum grant size for hate crime work, what their preferred approach would be.

38 respondents expressed a view, of which:

- 28 (74%) selected that the upper limit should not increase
- 10 (26%) selected that the upper limit should increase by 15%

See figure 4.5.8 below.

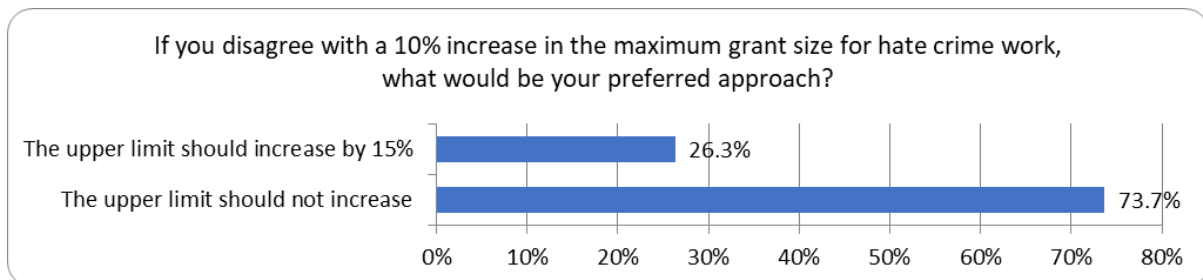


Figure 4.5.8

4.6. Proposed Evaluation and Learning

Respondents were asked the extent to which they agreed or disagreed with the proposal to maintain a budget of 4% per year from the overall fund to support a collaborative Evaluation and Learning programme.

93 respondents expressed a view, of which:

- 54 (58%) agreed or strongly agreed with the proposal to maintain a budget of 4% for Evaluation and Learning
- 18 (19%) neither agreed or disagreed and
- 21 (23%) disagreed or strongly disagreed

See figure 4.6.1 below

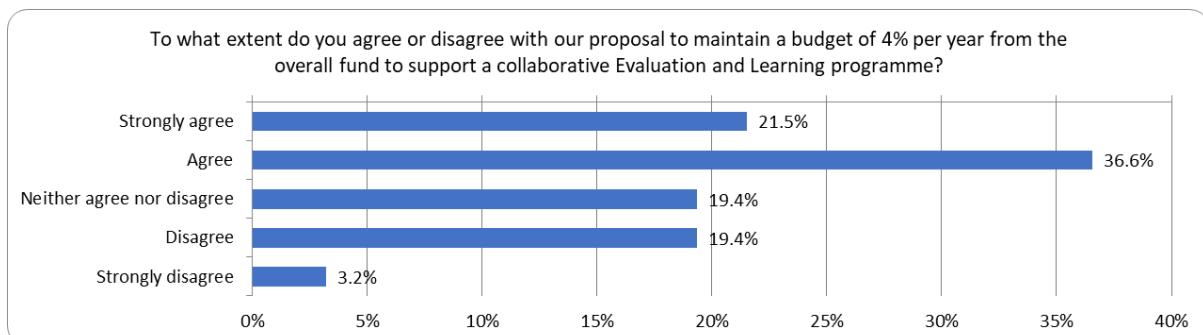


Figure 4.6.1

Then respondents were asked, if they disagreed with a budget of 4% for evaluation and learning, what proportion they thought would be appropriate.

27 respondents expressed a view, of which:

- 9 (33%) selected 0%
- 13 (48%) selected 3%
- 5 (19%) selected 5%

See figure 4.6.2 below.

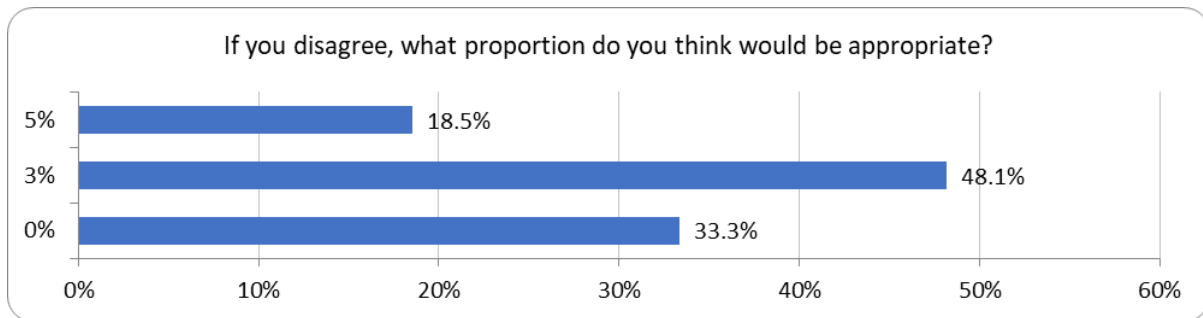


Figure 4.6.2

4.7. Support in the application process

Respondents were asked what type of support they thought would be most useful to enable organisations to be successful in applying for funding.

80 respondents expressed a view, of which:

- 24 (30%) selected support with collaboration and partnership
- 35 (44%) selected support with bid-writing
- 6 (7%) selected support with budgeting
- 15 (19%) selected other

See figure 4.7.1 below.

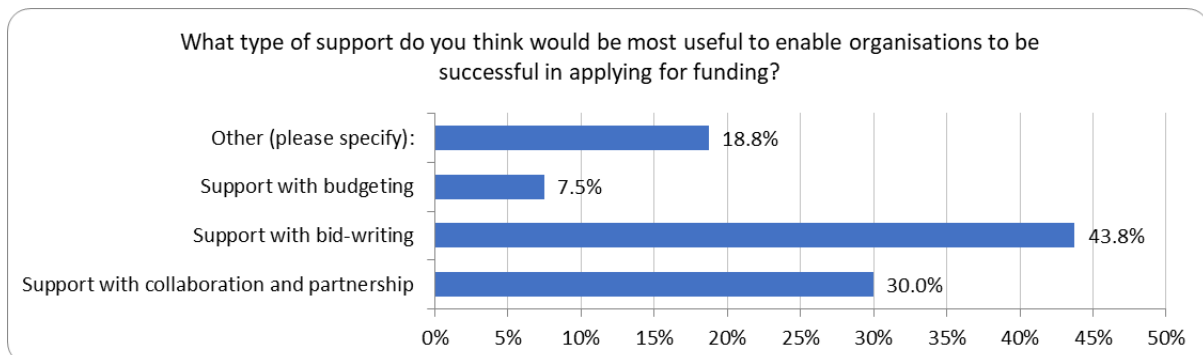


Figure 4.7.1

Of the respondents that selected 'other':

- 6 people requested support with all of the listed options

- 2 people requested a two-stage application process
- 2 people requested more collaboration with elected councillors
- 1 person requested more publicity of the BIF 3 opportunity
- 1 person requested greater transparency of the decision-making process
- 1 person requested support around setting project priorities, outcomes and indicators
- 1 person requested simple processes

5. Qualitative survey feedback and engagement

Qualitative feedback was gathered through 7 consultation events and 5 free text boxes in the survey.

During the consultation events, respondents were shown the same questions as in the online survey and invited to give comments.

67 people attended the consultation events but not all provided feedback on the proposals.

In the survey, respondents were asked if they would like to comment further with regards to:

- the proposed impacts, outcomes and indicators for Bristol Impact Fund 3
- the proposed priorities of Bristol Impact Fund 3
- the proposed funding approach
- the allocation of funding of BIF2
- the support available for applying to BIF3

62 people responded to at least one of the open text sections on the online survey. A total of 239 comments were analysed, from survey and events.

The themes from the consultation events and free text from the survey have been analysed together as both qualitative data gathering activities have generated many of the same themes. It was not possible to cross-reference any demographic data in the analysis of comments, so we do not know which groups were commenting on which themes.

Due to the nature of the consultation events, which were often large in size and held online, it was not possible to quantify all comments in terms of the number of people in support of those comments.

5.1. BIF3 Strategic Framework

The survey contained 18 comments about the strategic framework, of which 9 were negative, 7 were positive and 2 were neutral.

Of the negative comments, 4 in the survey and 3 in events were about **the need for simplification, avoiding jargon and clarifying the link between the priorities, outcomes and impacts.**

Of the other negative comments in the survey, 2 comments stated that **the proposed outcomes were unrealistic in some cases and placed an unfair onus on people experiencing inequity to take on leadership roles.** 2 other negative comments were about **an insufficient focus on tackling poverty** given the current context of cost-of-living crisis, high demand and overall, less funding to the VCSE sector.

7 comments in the survey and 2 in the events were **positive about the strategic framework** and highlighted that it was **helpful to have a framework, especially for smaller organisations.** Comments expressed support for:

- A smaller set of objectives which should result in greater collective impact.
- The potential to foster clarity and consistency.
- The inclusivity, co-design and equity of the proposed outcomes.
- The clarity and coherence of the framework
- The diagram [infographic]

1 comment from the survey and 1 comment from the events highlighted **the need to allow for flexibility and balancing providing structure without being overly prescriptive.**

Impacts

There were 6 negative comments in the survey and 3 in the events about the proposed impacts, 8 of which focused on **proposed Impact 4: City decision-making is influenced through community involvement** and **a reticence about how achievable this was.**

Comments highlighted:

- Policy makers' willingness to listen to citizens.
- That many people don't feel they can influence decisions made by the city.
- That the council needs to create ways for people to be more involved.

There was 1 negative comment in the survey **about proposed Impact 3: Thriving, more resilient and diverse VCSE ecosystem,** suggesting that this was funding for infrastructure organisations such as Voscur, BSWN or CSE, and therefore not a good use of the Bristol Impact Fund which should be for funding community groups directly.

In the events there were 4 comments about **proposed Impact 1: More resilient, inclusive and connected communities, focusing on the importance of social inclusion and accessibility, especially for Deaf people, and questioning the meaning of 'inclusive'.**

Standard indicators

There were 9 comments in the survey about the **proposal to have a menu of standard indicators** that all BIF funded organisations would use to measure their progress towards the outcomes, of which 3 were negative, 3 were positive and 3 were neutral.

The negative comments focused on **the need to develop other ways to measure impact** and to **allow for an approach tailored to individual VCSE organisations**. Suggestions included:

- adopting a trust-based grant making approach
- allowing organisations to define their own indicators
- accepting reports which have already been written for other funders
- using qualitative data as well as quantitative to measure impact
- sending evaluators to visit grants and measure impact that way.

The 3 neutral comments also touched on **the need to allow for flexibility to take into account the diversity of funded groups**.

The 3 comments that were positive about using standard indicators highlighted **the benefits of these for capturing collective impact** and being able to share learning between funded groups and funders in the city.

Proposed priorities

There were 23 comments in the survey about the proposed **priorities**, of which 10 were negative, 9 were neutral and 4 were positive.

2 negative comments in the survey and 2 in the events highlighted that the **priorities were too broad**, with one focusing on the need for the priorities to be conceptually equivalent if action is to be coherent and effective.

1 comment in the survey and 1 comment in the events stated that there **needs to be a greater focus on tackling poverty in the priorities**, focusing on anti-poverty goals that are achievable by VCSE organisations and communities in the current context of the cost-of-living crisis.

4 comments in the survey and 1 in the events were **supportive of community hubs as a priority**, and highlighted the importance of:

- community hubs working in partnership to support smaller local groups.
- accessibility of venues and activities.
- locating community hubs in faith settings.

3 comments in the survey were about **digital inclusion as a priority**, highlighting the **connection with poverty**, the need for **more funding for digital inclusion** and the fact that **technology can be disempowering to those without digital skills**.

2 comments in the survey **questioned whether hate crime should be a priority**. These focused on:

- The need for systemic responses, better system design and resource provision to solve, rather than intensified enforcement.

- The challenge of tackling widespread perceived “low-level” anti-social behaviours, discrimination or micro-aggressions.

4 comments for the survey included **suggestions for how to improve the priorities**, including by **adding racial justice, adding climate justice, removing wellbeing and including actions for each priority**.

There were 3 positive comments in the survey and 1 in the events that were **supportive of having the priorities**, in particular, highlighting the **importance of having community-identified priorities**.

Ways of working

Only 1 comment in the survey was about **the BIF Ways of Working, highlighting the challenge of taking an asset-based approach with certain groups**, such as people with dementia and their carers.

5.2. Funding approach

General funding approach

The survey contained 12 comments on the **general funding approach**, 7 of which were neutral, 3 negative and 1 positive comment.

5 comments emphasised **how the funding should be used, including:**

- **a focus on increasing sustainability of organisations**, by providing core funding, multi-year funding and supporting income-generating initiatives;
- **covering the cost of volunteer management;** and
- **allowing for contingency funds.**

3 negative comments suggested that **some/all the money should be used in a different way, such as on SEND provision, community transport or Council service delivery**.

There were 4 comments (2 neutral comments and 2 negative comments) on the approach that BIF 3 should take towards **collaboration or partnership**. These focused on:

- the importance of **collaboration being genuine and not forced or tokenistic**
- **the challenges of applying in a partnership**

Maximum grant size

The consultation asked whether the maximum grant levels for all size grants should increase by 10%, which may decrease the number of organisations funded overall.

There were 15 comments in the survey relating to the **increase of maximum grant levels**, of which 7 were negative, 2 were neutral and 6 positive.

2 survey comments and 1 in the events were specifically positive about the **increase of grant size as a response to increased costs and the cost-of-living crisis**.

5 comments from the online survey and 1 in the events were specifically **in favour of the increase even if increase led to fewer organisations being funded**. Comments highlighted:

- With limited resources, it's better to focus them into fewer projects rather than give lots of smaller grants.
- Avoid the 'salami slice' approach.
- Be strategic in making decisions, give successful bids the funding they need to achieve their goals.

8 comments from the online survey and 3 from events preferred that **limits were kept smaller, with more grants awarded in total, meaning a larger number of organisations would receive a grant**. Comments focused on:

- Better to share funding around and get a greater diversity of funded organisations.
- Get rid of large grants to be able to make more smaller grants.
- Important to distribute long-term funding evenly across community hubs, equalities organisations and geographic community support organisations.

1 comment in the survey and 3 in the events commented on **the difficulty of making decisions about how to allocate limited funding**, and expressed a desire for there to be enough funding for all groups that apply.

Small grants

There were 2 positive comments from the survey **expressing support for the proposal to extent the funding period for small grants from 18 months to 2 years**, as it gives them more time to meet their objectives.

1 negative comment questioned why **small grants needed to be awarded for a prescribed amount of time**, preferring an approach of asking organisations how long they would like the grant to be for.

Funding to tackle Hate Crime and discrimination

There were 26 comments in the survey about the **funding approach for hate crime and discrimination support work** - 11 negative, 4 neutral and 11 positive. This is the section of the survey that generated the highest number of comments.

2 comments in the survey and 2 in the events were about the **terminology and language used to talk about tackling Hate crime and the need to include 'discrimination' alongside 'hate crime'**.

There were 16 comments about **the proposal to ring fence funding for hate crime and discrimination services** of which 8 were positive and 8 were negative.

8 positive comments in the survey and 2 in the events expressed support for **ring fencing funding for hate crime and discrimination work**. Comments highlighted:

- The vital work done by VCSE organisations working to tackle hate crime in the city
- The importance of this funding for communities experiencing inequity and oppression
- Perceived increases in hate crimes
- How support work with victims also has a preventative angle, preventing situations deteriorating

9 negative comments were made in the survey and 1 in the events about **ring fencing funding for Hate crime and discrimination work**. 5 of these **questioned the logic of ring fencing** funding for hate crime but not for other serious issues in the city, while 3 of these suggested that **ring fencing has led to the same organisations being funded repeatedly without an improvement in the situation**.

There were 8 comments from the survey on **the importance of increasing preventative work to tackle hate crime and discrimination**. The comments focused on:

- The need for more training and awareness-raising, both in schools and the wider community
- The need to widen the reach of hate crime funding to smaller, community organisations.
- The need to create spaces for dialogue and listening

This was echoed by 1 comment at events, reinforcing the need for education, including of British Sign Language and cultural differences between different communities.

There were 4 comments in the survey and 1 in the events that referred to **the impact of far-right violence across the country during the summer and how this reinforces the importance of work to tackle hate crime and discrimination, with a focus on community cohesion and prevention**. 1 of these comments explained how these events justified an increase in funding for preventative work.

2 comments suggested that there should be **alternative funding sources for work to tackle hate crime**, including from the police.

5.3. Equity and inclusion

There were 8 comments in the survey related to **equity and inclusion**, of which 5 were negative and 3 were neutral.

3 of the negative comments in the survey and 2 in the events were around the **lack of reference to the LGBTQ+ community** in the consultation document and the need to ensure more support and funding for this community.

2 other survey comments highlighted **other equality groups that should be prioritised: youth and refugees and asylum seekers.**

Other considerations related to equity and inclusion raised in the survey were around **questioning the use of the term ‘empowerment’ as well as the need for mandatory training on equalities issues.**

2 comments (1 in the survey and 1 in an event) were **in support of funding for equalities-led organisations and the need for wider messaging about funding opportunities to equalities communities.**

Accessibility and language

The in-person event for the deaf and hard of hearing community highlighted **particular issues with accessibility of services and language barriers** and the need to ensure the same access to council officers and decision-makers for all communities.

Communities experiencing the greatest inequity

In the survey there was 1 comment **questioning the language of ‘communities experiencing the greatest inequity’** pointing out that people’s identification as being part of a community is fluid and the funding needs to recognise this. This was echoed by 5 comments in the events. In particular, 4 comments were around the term ‘communities’ and how using ‘people’ can be more inclusive as many do not identify as being part of a community.

There were 4 negative comments in the survey expressing a sentiment that **it was unfair to put the onus for change on communities experiencing the greatest inequity** especially where people are already stretched to capacity. The comments focused on the need for the council to also act to ensure equitable inclusion for all.

5.4. Evaluation and learning

There were 15 comments in the survey about evaluation and learning, of which 7 were negative, 4 were neutral and 4 were positive.

Of the negative comments, 4 were focused on **the proposed evaluation budget**, including:

- Reducing the amount allocated for evaluation
- Reallocating it to employ someone full time to support organisations with evaluation or fund local groups to conduct the learning sessions rather than an external partner
- Keeping the evaluation process simple and reducing the burden on VCSE organisations of attending evaluation learning sessions

5 comments from the events echoed these sentiments, as well as a comment about reallocating some of the MEL funding for British Sign Language interpreters.

4 of the negative comments focused on **organisational capacity and the need to be proportional with monitoring and evaluation requirements**, especially for smaller organisations.

2 positive comments from the survey and 4 comments from the events highlighted that **support with monitoring, evaluation and learning is valuable**, especially for small organisations. One comment argued that **the budget should be increased**:

2 survey comments were **in favour of taking a social return on investment (SROI) approach to evaluate the grant investment**.

5.5. Application process

There were 18 comments in the survey about the application process.

3 comments in the survey and 3 comments in the events **requested a two-stage application process**, explaining the benefits of an expression of interest stage to the VCSE sector - allowing VCSE staff to get a sense of the competition for the fund, and focus their time and energy.

6 comments in the survey included **suggestions for how to improve the application process, including better publicity and transparency, more support resources and simple processes**.

2 comments in the survey **requested more meetings with decision-makers or clearer pathways to work with them**.

2 comments were negative and focused on **the need to avoid bias in decision-making**. Comments included the need for neutral decision makers from both outside Bristol and from within communities, rather than from large local organisations, as well as the opposing idea that scoring should be done internally by council officers, with no external panels.

5.6. Language and accessibility of the survey

4 negative comments were received in the survey **about the survey itself, in particular confusing language and question format, and poor survey design**. This included asking leading questions and combining questions into one, making them difficult to answer.

5.7. Appendix A: Consultation proposal

Bristol City Council

Bristol Impact Fund 3 (BIF3) Consultation – One City Many Communities

Consultation overview

Bristol City Council is consulting on the draft plans for a third Bristol Impact Fund (BIF) programme. The Bristol Impact Fund is a grant funding programme for community and voluntary sector organisations. The second round of Bristol Impact Fund (BIF2) finishes on 31st March 2026 when all grants come to an end. This consultation is about the approach for the four years from 1st April 2026 – 31st March 2030.

We have been working with community and voluntary organisations including a steering group of BIF2 funded organisations and other city partners including: equalities organisations, infrastructure organisations Voscur and Black Southwest Network and Bristol Funders Network to develop proposals for BIF3.

Bristol City Council is consulting on the following:

- The difference we want to make with the funding (impacts and outcomes)
- The approach to funding – how it will work
- Monitoring and evaluation
- Support for applicants

All responses to the consultation will be analysed and included in a report that will be published on the [Consultation Hub](#), following a decision from Bristol City Council’s Public Health and Communities Committee on final proposals, which will reflect your responses.

The closing date for this consultation is **Thursday 31st October 2024**.

If you would like this information in another language, Braille, audio tape, large print, easy English, BSL video or CD rom or plain text please contact us by emailing investmentandgrants@bristol.gov.uk or phoning 0117 922 2135.

For more information contact: investmentandgrants@bristol.gov.uk

Why & how we are seeking your views

This consultation is particularly seeking the views of VCSE groups and organisations in the city to inform the council’s approach for this third Bristol Impact Fund, which will be decided by the Public Health and Communities Policy Committee on 17th January 2025.

The council would particularly like to hear from:

- Small and large VCSE organisations

- Equalities-led organisations
- Organisations based in areas of multiple deprivation
- Interested members of the public

This consultation is just one of the ways the council will be gathering views from the sector.

We are running four online engagements events where we will explain the information presented here. You can discuss the proposals with us, ask us questions and provide your input in addition to completing the survey.

Register for one of our consultation events using the links below. After registering, you will receive a confirmation email containing information about joining the meeting:

[Tuesday 15th October – 17:00-18:00](#)

[Thursday 17th October – 13:00- 14:00](#)

[Monday 21st October – 16:00 –17:00](#)

[Tuesday 22nd October 10:30-11:30](#)

Context

The voluntary and community sector is fundamental to Bristol’s wellbeing, health and economy. A strong community and voluntary sector ecosystem, which supports community action and collaboration is critical in supporting the council to meet its obligations and strategic objectives and realising the BCC Corporate Strategy and One City Plan.

The 2017 launch of the first Bristol Impact Fund signalled a new strategic approach to grant investment, with the city council pooling budgets to provide a four-year grant investment programme for VCSE organisations in Bristol.

The goal of the second round of Bristol Impact Fund was to grow the power of communities that experience the greatest inequity and responds to the recommendations in the VCSE report ‘*Designing a New Social Reality*’ (February 2021)¹.

Our Theory of Change

Focusing on inequity (a lack of fairness) is about recognising the harm to citizens, communities and the city of social exclusion and injustice, disadvantage and discrimination. To address this we need to be intentional about removing barriers, changing the way things are done and empowering people and communities. This will increase social cohesion (and reduce isolation), enable people to take control over their own lives, and help communities to work together to support one another for the common good.

BIF2 has purposefully channelled funding to organisations that are ‘of their community’, including Black, Asian and Minoritised ethnic-led and Disabled people-led organisations and those based in the 20% most deprived neighbourhoods. This is important for our resilience as a city.

BIF2 encourages organisations to collaborate and build community by taking an asset-based approach, which means focusing on strengths, developing the skills and confidence of communities and encouraging them to take a lead.

¹ [VCSE Research — Black South West Network](#)

There are many complex social and economic pressures including growing inequity, poverty, growing demand for adult social care and children’s services and the climate crisis. The council and wider public sector is having to make very difficult financial decisions at a time of rising demand. All of this is having the biggest impact on citizens and communities who are poor and experience the greatest inequity. Collaboration and mobilising all our city assets is vital if we are to find a way through these challenges.

To build resilience within this context, social capital and community wealth must be continually nurtured. BIF2 has shown us that it takes time to build a way of working which focuses on what is strong, is led by diverse communities and is fair.

The proposed approach to Bristol Impact Fund 3 takes this into account, with a continued commitment to the BIF2 ways of working and the overall goal of growing the power of communities who experience the greatest inequity.

Things we propose stay the same as BIF2:

- The goal “to grow the power of communities experiencing the greatest inequity”
- The 7 ways of working
- Small, medium and large grants
- Ringfenced hate crime funding
- Funding for monitoring, evaluation and learning

Things we propose to change and ask about in this consultation:

- Impacts
- Outcomes
- Priorities
- Increasing maximum grant size
- Longer time period for small grants
- Ringfenced hate crime funding – retaining this and increasing maximum grant size

Proposals and Survey

1. What is the budget?

We are proposing to invest £8 million over 4 years from April 2026 to March 2030 in grants to VCSE organisations through the third Bristol Impact Fund (BIF3). This would be £2 million per year.

2. The proposed impacts of Bristol Impact Fund 3 grant investment

The overall goal for the funding would be the same as BIF2:

“To grow the power of communities experiencing the greatest inequity”

By “communities” we mean both:

- Geographical e.g. neighbourhoods and communities of place
- Communities of interest or shared experience e.g. communities that experience inequity or disadvantage.

For more information on the goal of the Bristol Impact Fund and who we fund, you can read Sections 1 and 2 of the additional information appendix below.

Diagram 1 below shows how BIF3 would work to reach this goal.

Funding priorities: BIF3 would have six funding priorities. These are the themes or areas of work that funded groups would focus on.

Impacts: Funded groups would work towards between one and four impacts which would help the fund to reach its overall goal. Groups would use outcomes and indicators to measure and evidence the difference they make.

Council priorities: The overall goal would contribute to the council meeting its strategic objectives and priorities, particularly to Community Wealth, Wellbeing and Resilience.

Ways of working: Everything is underpinned by the seven ways of working which funded groups would apply in their work. For more information on the Ways of Working, you can read Section 3 of the additional information appendix below.

For example, a group may focus on the priority of social justice and inclusion, choosing to work towards Impact 1 and 4, which would lead to the overall goal of growing community power. In turn, their work would contribute to the council’s strategic priorities of Wellbeing and Resilience.

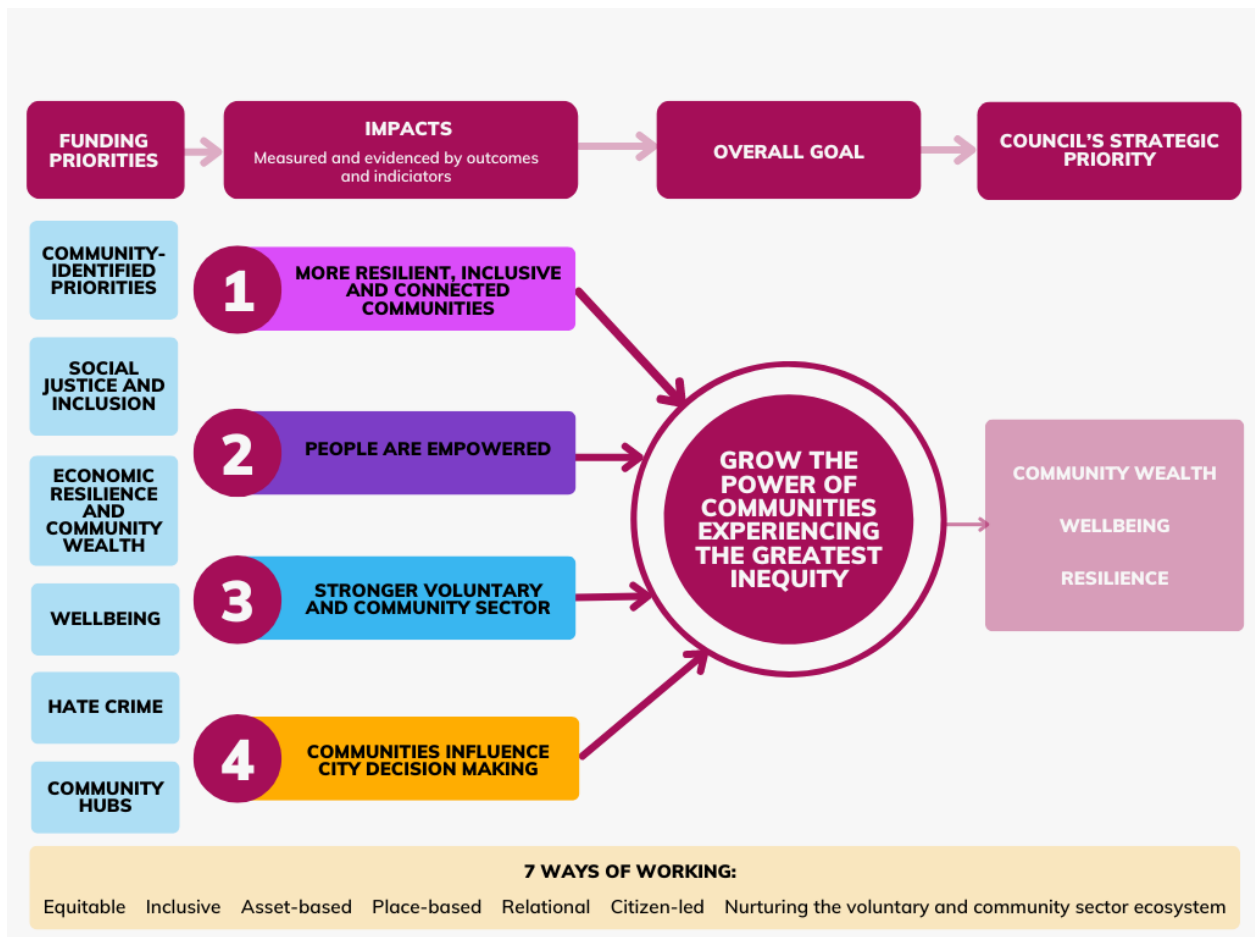


Diagram 1: BIF3 strategic Framework

Demonstrating Impact

To achieve this goal of growing the power of communities we expect the Bristol Impact Fund to deliver four impacts over the course of four years. Each impact would have a series of outcomes to help groups measure when change has happened.

Outcomes describe a change that's happened. Indicators are things that can be measured to show what has been happening. Groups receiving BIF3 funding would report against outcomes and indicators in a six-monthly monitoring report.

Funded groups would report the positive difference and change by choosing between one and six outcomes from a list of 16.

Change from BIF2

These impacts and outcomes have been developed over time with BIF2 funded partners to enable organisations to show how they are contributing to the overall goal.

Through BIF1 and 2 we have learnt that it is important to have a consistent list of outcomes for organisations to select from, and for everyone funded to work towards. This makes it easier for us and funded groups to show impact, value for money and evidence change made by individual proposals and the overall programme. The proposed list of outcomes is reduced from 24 in BIF2 to 16 for BIF3.

Note that where we say 'people' we mean 'people experiencing the greatest inequity' as this would remain the focus of the fund.

Proposed Impacts and Outcomes for BIF3

Proposed impact 1: More resilient, inclusive and connected communities

Communities build strong, inclusive connections and trust and create the conditions for collective wellbeing.

This is the main impact that all grants would contribute towards.

Question 1: To what extent do you agree or disagree with proposed impact 1?

Strongly agree/ Agree/ Neither agree nor disagree / Disagree / Strongly disagree

Organisations would also choose from one or more of the following proposed outcomes:

Proposed outcomes:

5. People feel more connected to their community
6. People participate more in community life
7. More people take on leadership roles within their community
8. People self-organise to take action on issues that are important to them

Question 2: To what extent do you agree or disagree with the proposed outcomes for impact 1?

Strongly agree/ Agree/ Neither agree nor disagree / Disagree / Strongly disagree

Proposed impact 2: Individual impact: **People empowered to make decisions and take action**

Barriers are removed and people are able to unlock their skills, talents and ideas.

Individuals are informed, engaged, connected with others and able to take collective action

People from minoritised and excluded communities are part of purposeful collective action to tackle inequity.

Question 3: To what extent do you agree or disagree with proposed impact 2?

Strongly agree/ Agree/ Neither agree nor disagree / Disagree / Strongly disagree

Proposed outcomes:

9. People gain knowledge of their rights and services available to them
10. People have improved wellbeing
11. People gain skills and build capacity
12. People feel more confident to take action on things that matter to them

Question 4: To what extent do you agree or disagree with the proposed outcomes for impact 2?

Strongly agree/ Agree/ Neither agree nor disagree / Disagree / Strongly disagree

Proposed impact 3: VCSE sector impact: **Thriving, more resilient and diverse VCSE ecosystem**

Bristol benefits from a vibrant community of interacting VCSE organisations that is representative of the diverse City. VCSE organisations in the ecosystem have access to resources, skills, knowledge and connections to be better able to cope with and bounce back from shocks, stresses and strains.

Question 5: To what extent do you agree or disagree with proposed impact 3?

Strongly agree/ Agree/ Neither agree nor disagree / Disagree / Strongly disagree

Proposed outcomes:

13. My VCSE organisation becomes more representative of the community it serves
14. New skills, knowledge and practice are embedded in the organisation, building its capacity
15. VCSE coordination, collaboration and partnership is strengthened
16. Community assets are more accessible and inclusive

Question 6: To what extent do you agree or disagree with the proposed outcomes for impact 3?

Strongly agree/ Agree/ Neither agree nor disagree / Disagree / Strongly disagree

Proposed impact 4: Policy/decision-maker impact: **City decision-making is influenced through community involvement**

Communities can effect change in the City. They are connected to resources and opportunities to shape policy and decision-making, through civic structures.

Question 7: To what extent do you agree or disagree with the proposed outcomes for impact 4?

Strongly agree/ Agree/ Neither agree nor disagree / Disagree / Strongly disagree

Proposed outcomes:

17. People are better able to engage with decision-makers in the City
18. Under-represented groups have a stronger “voice” in the City
19. Local policy or strategic decisions are informed by diverse and marginalised views and experiences
20. People feel that they can influence decisions that affect them / their community

Question 8: To what extent do you agree or disagree with the proposed outcomes for impact 4?

Strongly agree/ Agree/ Neither agree nor disagree / Disagree / Strongly disagree

Proposed Indicators for BIF 3

Indicators are things that organisations can measure and which can evidence what has been happening as they work towards their chosen outcomes and impacts.

We would develop a menu of standard indicators which all BIF funded organisations would use to measure progress towards the outcomes listed above. Learning from BIF2 has shown that it is easier to compile and analyse data and tell the collective story of impact when funded organisations are using a common set of measures. We would look to align with standard indicators used by other funders in the city where possible.

Question 9: To what extent do you agree or disagree with the proposal to use a menu of standard indicators to measure progress across all BIF3 grants?

Strongly agree/ Agree/ Neither agree nor disagree / Disagree / Strongly disagree

Question 10: Do you have any comments about the proposed impacts, outcomes and indicators for BIF3? *(free text box)*

Proposed priorities of BIF3:

Priorities are topics or areas of work that should be the focus of a proposal funded through BIF. Learning from BIF2 and early engagement conversations with VCSE partners about BIF3 showed that

people support having thematic priorities. These themes are updated to reflect the current context as well as experience and learning.

We are proposing that the Bristol Impact Fund 3 would focus on six priorities.

- **Proposed priority 1: Community-identified priorities**

As was the case in BIF2, we propose to for BIF 3 to respond to ideas from communities themselves about what they identify as a priority to them.

Question 11: To what extent do you agree or disagree with Proposed Priority 1: Community-identified priorities

Strongly agree/ Agree/ Neither agree nor disagree / Disagree / Strongly disagree

- **Proposed priority 2: Social justice and inclusion**

Social isolation and loneliness have a huge negative effect on health and wellbeing². Learning from BIF2 shows that connecting people with others is often the first step on a journey of change leading to them getting more involved in their community, being more inspired and confident enough to take on leadership roles. Digital inclusion is part of social inclusion as it can be a way to connect people to others and reduce their isolation.

Question 12: To what extent do you agree or disagree with Proposed Priority 2: social justice and inclusion

Strongly agree/ Agree/ Neither agree nor disagree / Disagree / Strongly disagree

- **Economic resilience and community wealth**

Poverty has increased during the cost-of-living crisis. This priority is about supporting people to take collective action to prevent themselves and others reaching crisis point, develop local economies and build community wealth. Digital inclusion is part of economic resilience as it can be useful to help people to access employment or other economic opportunities.

Question 13: To what extent do you agree or disagree with Proposed Priority 3: Economic resilience and community wealth?

Strongly agree/ Agree/ Neither agree nor disagree / Disagree / Strongly disagree

- **Proposed priority 4: Wellbeing**

This priority remains the same as in BIF2. There are considerable disparities within and across the city between those living in the most deprived and least deprived areas.

² Holt-Lunstad J, Smith TB et al. Loneliness and Social Isolation as Risk Factors for Mortality: A Meta-analytic Review. March 2015. <https://doi.org/10.1177/1745691614568352>

Connecting with other and being involved in community life has a positive impact on wellbeing.

Question 14: To what extent do you agree or disagree with Proposed Priority 4: wellbeing?

Strongly agree/ Agree/ Neither agree nor disagree / Disagree / Strongly disagree

- **Proposed priority 5: Community hubs**

Community hubs have been vital in coordinating the cities response to COVID, cost of living and other challenges and a core element of the one city, many communities approach. Community hubs are deeply rooted in communities. They coordinate and connect people and organisations in their geographic area or equality community to increase community action, make the most of resources and opportunities and learn from each other.

Question 15: To what extent do you agree or disagree with Proposed Priority 5: community hubs?

Strongly agree/ Agree/ Neither agree nor disagree / Disagree / Strongly disagree

- **Proposed priority 6: Hate crime**

This priority remains the same as in BIF2. Incidents of hate crime have increased nationally and in Bristol in the past five years³. See the proposal on page 12 for more information about funding for hate crime.

Question 16: To what extent do you agree or disagree with Proposed Priority 6: hate crime?

Strongly agree/ Agree/ Neither agree nor disagree / Disagree / Strongly disagree

Question 17: Do you have any other comments on the proposed priorities of Bristol Impact Fund 3? (free text box)

Proposed Funding Approach

Maximum grant size

In BIF2 there was an upper limit of £10k for small grants, £50,000 for medium grants and £100k for large grants per organisation per year. Since then, there has been increased cost of living. We are proposing an increase in the upper limit of 10% for grants to acknowledge the increase in costs. This would mean fewer projects could be funded overall.

Diagram 2: Illustration of maximum grant size with increase of various levels

	Size of maximum grant based on	Size of maximum grant based on	Size of maximum grant based on

3

	current BIF2 limits	10% increase in limit	15% increase in limit
Upper limit for individual small grants , per year	£10,000	£11,000	£11,500
Upper limit for individual medium grants , per year	£50,000	£55,000	£57,500
Upper limit for individual large grants , per year	£100,000	£110,000	£115,000
Upper limit for a partnership application, per year	£200,000	£220,000	£230,000

Please note, applications do not always receive the maximum available amount. Under BIF2, organisations have received grants worth on average 80% of the maximum available amount.

Question 18: To what extent do you agree or disagree with our preferred option to increase the maximum amount groups can apply for by 10%? This would mean fewer groups and proposals would be funded overall.

Strongly Disagree / Disagree / Neither agree nor disagree / Agree / Strongly agree

Question 19: If you disagree with a 10% increase in the maximum grant size, what would be your preferred approach?

The upper limit should not increase

The upper limit should increase by 15%

Small grants

In BIF2 there were two rounds of small grants, lasting 18 months each. We propose that in BIF3 there would be two rounds of small grants, each lasting two years. This gives people longer to achieve their intended impacts and outcomes. Small grants lasted for two years in BIF1. This would mean small grants would take up more of the overall budget. For example, in BIF2, small grants have a total budget of £300k. If they lasted two years and the maximum grant size and number of funded projects remained the same, this cost would increase to £400k, meaning there would be £100k less for medium/ large grants.

Question 20: To what extent do you agree or disagree with the proposal to extend the duration of small grants from 18 months to two years?

Strongly Disagree / Disagree / Neither agree nor disagree / Agree / Strongly agree

Hate Crime Support

Funding for hate crime would be part of BIF3. This is to recognise that nationally the occurrence of hate crime has increased significantly in the past five years⁴, a trend we have seen reflected in the city⁵. The increased occurrence and threat of hate crime and the impact it has on the resilience of equalities communities in the city means hate crime continues to be an important priority of the fund.

At the same time there is cause for hope- all over the city we see examples of communities coming together proactively to build community cohesion and tackle hate crime. It's important that BIF3 builds on this.

The proposal for BIF3 is to retain a budget of £1,420,000 ringfenced funding over four years to provide support to people who experience hate crime while also putting a clear focus on prevention. This is the same level of funding that was ringfenced for hate crime work in BIF2.

For more information on funding for hate crime work, you can read Section 4 of the additional information appendix below.

[Question 21: To what extent do you agree or disagree that £1,420,000 over four years of BIF3 budget should be ringfenced for work that tackles hate crime?](#)

[Strongly Disagree / Disagree / Neither agree nor disagree / Agree / Strongly agree/ don't know](#)

Maximum grant size

In BIF2 there was an upper limit of £355k per year available for work tackling hate crime. Since then, there has been increased cost of living. We are proposing an increase in the upper limit of 10% for BIF3 grants to acknowledge the increase in costs. This would mean fewer projects could be funded overall.

Diagram 3: Illustration of maximum grant size for hate crime work with increase of various levels

	Size of maximum grant based on current BIF2 limits	Size of maximum grant based on 10% increase in limit	Size of maximum grant based on 15% increase in limit
Upper limit for a collaborative application to support people and communities who	£355,000	£390,500	£408,250

⁴Hate crime in England and Wales 2021-22 – Home office official statistics [Hate crime, England and Wales, 2021 to 2022 - GOV.UK \(www.gov.uk\)](#)

⁵ Bristol JSNA health and wellbeing profile 2024/25 <https://www.bristol.gov.uk/files/documents/1531-jsna-2021-crime-updated-june-2021/file>

experience hate crime , per year			
---	--	--	--

Please note, applications do not always receive the maximum available amount. Under BIF2, organisations have received grants worth on average 80% of the maximum available amount.

Question 22: To what extent do you agree or disagree with our preferred option to increase the maximum amount available for hate crime work by 10%? This would mean fewer groups and proposals would be funded overall in the BIF3 programme.

Strongly Disagree / Disagree / Neither agree nor disagree / Agree / Strongly agree

Question 23: If you disagree with a 10% increase in the maximum grant size for hate crime work, what would be your preferred approach?

The upper limit should not increase

The upper limit should increase by 15%

Question 24: Do you have anything further you would like to comment on with regards to our proposed funding approach? *(free text box)*

Proposed Evaluation and learning

BIF3 would build on the work done in BIF2 which has supported learning of BIF funded partners and developed understanding of where communities are now. We have proposed BIF3 impacts and outcomes based on learning from BIF2 (above).

Under BIF2, we have co-designed the evaluation framework and a series of learning events with funded organisations. We want to continue with this collaborative approach to evaluation and learning and explore creative ways to measure impact and foster peer learning.

For more information on our approach to Evaluation and Learning you can read Section 5 of the additional information appendix below.

We propose to maintain the current budget of 4% per year from the overall fund to support Evaluation and Learning by BIF-funded organisations and better understanding the impact of BIF3.

Question 25: To what extent do you agree or disagree with our proposal to maintain a budget of 4% per year from the overall fund to support a collaborative Evaluation and Learning programme?

Strongly disagree / Disagree / Neither agree nor disagree / Agree / Strongly agree

Question 26: If you disagree, what proportion do you think would be appropriate?

0% / 3% / 5%

Question 27: Do you have anything other comments about the allocation of funding within these BIF3 proposals?

Timetable

We are working to the following indicative timetable:

Key milestone or stage	Date: From	Date: To
Consultation	26 th September 2024	31 st October 2024
Committee decision	January 2025	
Publish application process	End Feb 2025	
12 week Application process open	March 2025	May 2025
Grants evaluation	June	September
Committee decision	December 2025	
Grants decision communicated to applicants	December 2025	
Implementation	January 2026	March 2026
Commencement of new period of grant	1st April 2026	

You can read more information on our timetable in section 7 of the additional information appendix.

Additional information

Support

During the application window for BIF3 we would work closely with VCSE infrastructure organisations Black South West Network and Voscur, who would provide support to groups interested in applying for a grant. This is part of the work that infrastructure organisations do to enable the voluntary and community sector.

Question 28: What type of support do you think would be most useful to enable organisations to be successful in applying for funding? (Tick one)

- *Support with collaboration and partnership*
- *Support with bid-writing*
- *Support with budgeting*
- *Other (please specify)*

Monitoring

Insert standard demographic monitoring questions

29. Please indicate whether you are responding as an individual, on behalf of a VCSE organisation or in any other capacity:

I am responding as:

- *An individual*
- *On behalf of a VCSE organisation*
- *Other (please specify):*

Questions for respondents that represent an organisation

The council is collecting information on the activities, type and size of VCSEs that have responded to this consultation. This information will not be used to identify individuals or organisations that have completed the survey. It will help us to make sure we reach the diverse range of VCSE that make up the sector:

30. Which of the following areas of interest does your VCSE organisation work in? – Please tick all that apply

- *Neighbourhood*
- *Equalities-led organisation (run and controlled by the members of the equalities group)*
- *Resident-led organisation*
- *Community development*
- *Environmental*
- *Health and Well Being*
- *Adult Social Care*
- *Children's and Families*
- *Regeneration*
- *Jobs and Skills*
- *Arts and Culture*

- *Sport and Leisure*
- *Equalities*
- *Campaigning*
- *Economy*
- *Community Safety*
- *Information, Advice and Guidance*
- *Transport*
- *Not applicable*
- *Other (please specify):*

31. Which groups does your organisation primarily work with?

- *Children and / or Young People*
- *Families*
- *Older People*
- *Disabled People (Bristol City Council is committed to the Social Model of Disability which says that people are disabled by barriers in society not by their impairment or difference, whether that impairment or difference is physical, mental, or cognitive.)*
- *Carers*
- *Lesbian, gay and bisexual people*
- *Transgender people*
- *Sex / gender*
- *Black, Asian and Minority Ethnic (BAME) communities*
- *Faith based communities*
- *New migrant, refugee, asylum seeker*
- *Specific geographical community or neighbourhood*
- *People impacted by poverty*
- *Not applicable*

32. Which areas of Bristol does your VCSE organisation work in? (Tick all that apply)

- *City-wide*
- *Ashley*
- *Avonmouth and Lawrence Weston*

- *Bedminster*
- *Bishopston and Ashley Down*
- *Bishopsworth*
- *Brislington East*
- *Brislington West*
- *Central*
- *Clifton*
- *Clifton Down*
- *Cotham*
- *Easton*
- *Eastville*
- *Filwood*
- *Frome Vale*
- *Hartcliffe and Withywood*
- *Henbury and Brentry*
- *Hengrove and Whitchurch Park*
- *Hillfields*
- *Horfield*
- *Hotwells and Harbourside*
- *Knowle*
- *Lawrence Hill*
- *Lockleaze*
- *Redland*
- *Southmead*
- *Southville*
- *St George Central*
- *St George Troopers Hill*
- *St George West*
- *Stockwood*

- *Stoke Bishop*
- *Westbury-on-Trym and Henleaze*
- *Windmill Hill*

33. Please state your VCSE organisation's annual turnover:

- *Below £20k*
- *£20k to 50K*
- *£50k to £250k*
- *£250k to £1m*
- *Over £1m*
- *Not applicable*

34. Do you currently receive a Bristol Impact Fund grant:

- *Yes*
- *No*

35. Did you participate in any of our engagement events earlier in 2024 (January – May):

- *Yes*
- *No*

Appendix – Bristol Impact Fund 3 Additional information

Section 1. The goal of the Bristol Impact Fund 3: One City Many Communities

The goal of Bristol Impact Fund 3 would be “To grow the power of communities experiencing the greatest inequity”

By “communities” we mean both:

- Geographical e.g. neighbourhoods and communities of place
- Communities of interest or shared experience e.g. communities that experience inequity or disadvantage.

This is the same overall goal as Bristol Impact Fund 2. We are proposing to continue focusing explicitly on building community and on those experiencing the greatest inequity. We recognise that the community building work funded through Bristol Impact Fund 2 has been hard at times, as society is facing complex challenges. However, this work provides the foundations for wellbeing, community wealth and the resilience of the city. It is long term work, which takes time to develop

and see the impacts of. Our emphasis is on strengthening the voluntary and community sector and the communities they work with over time.

Through Bristol Impact Fund 2 we responded to the recommendations of '[Designing a new social reality](#)' which challenged funders to think about equity. Inequity means unfairness and injustice which leads to a lack of equality. During Covid-19 and the cost of living crisis we saw inequity get worse. We believe that we need to continue to prioritise diversity and grow the power of people who experience the greatest inequity if we want communities to be resilient. Not everyone has equal power: the lives of working-class communities; black, Asian and minority ethnic people; younger people; older people; lesbian, gay and bisexual people; transgender people; faith groups; and disabled people are impacted by decisions other people make. Bristol Impact Fund 3 would aim to give these communities more time, resource and support to build themselves up, set their own direction and create capacity to allow them to be represented in decision making, and the delivery and design of services they use. The principles of equity, fairness and social justice would remain central to Bristol Impact Fund 3.

Section 2. Who we fund

To achieve the Bristol Impact Fund's goal "to grow the power of communities experiencing the greatest inequity", we would prioritise funding for:

- Organisations 'of' their community: led by and controlled by a majority of people who are from the community they will work with or have direct relevant experience in the context of the proposal
- Place-based communities: funding focused on the 20% most deprived neighbourhoods in the city's wards.
- Equalities communities: organisations that have identified themselves as experiencing inequity.

Our emphasis is on strengthening the voluntary and community sector over time.

Section 3: 7 Ways of Working

The ways of working are principles that are central to the Bristol Impact Fund. Funded groups would need to demonstrate how they would apply the following ways of working:

- **Equity**

Bristol is a wonderfully diverse city – our diversity is an asset in so many ways. But the structures of our society (the way organisations work, the way decisions are made, the services available) affect people and groups differently. We want BIF3 to work towards an equal and equitable city where everyone has access to power to take a lead, influence decisions and make change happen.

The lives of poor people who are often working class, as well as black, Asian and Minority Ethnic and Disabled people are disproportionately impacted by the decisions and services determined by others. We want to fund work that reduces the inequity felt by communities. This would mean giving communities the space, resources and support to be themselves,

work out their priorities, develop better ways of doing things and have the capacity to be properly represented in important city conversations. Some people call this levelling up.

- **Inclusion**

Inclusion is about deliberately and actively reaching out and including communities who are often left out. Rarely are people left out intentionally. It's usually because we haven't made a point of welcoming them in. We then create separate spaces for the people who don't quite fit in. Often it is the experience of the people who are not in the conversation who will move us forward. We will create better solutions and build greater resilience if we include people with diverse views and connect, despite differences.

We want to fund projects that make things possible by including everyone.

- **Asset-based**

Communities – whether they are based in a location or city-wide equality communities - are full of assets. An asset is any collective knowledge, skill, talent or resource that belong to the community and can help it solve its problems.

Across Bristol, from litter picks to intergenerational story times, people give their time, skills and creativity to help each other, make things better, and find new ways of using what we have.

There have been some brilliant examples of asset-based community led solutions in recent years: the speedy establishment of the network of welcoming spaces and community hubs across the city in 2022, which was nationally recognised; the collective response to the evacuation of Barton House in November 2023; and the multi-agency response to knife crime incidences in 2024. These are all examples of a *One City, Many Communities* approach in action. Inequity, poverty and top-down processes and systems can take away a community's confidence, break community connections and encourage them to depend on others to find solutions. Sometimes communities are recognised for their problems or what they are missing. This all creates a negative cycle which seems impossible to break.

BIF3 work should start with understanding the community's opportunities and assets. We want to fund good ideas, rooted in communities, which make things possible by building community connections and confidence.

- **Place-based**

A sense of community where we live is vitally important. Although we might be connected to other places, it doesn't replace the need for strong neighbourhood communities with access to community facilities and support, to enable people to act on their interests and share their skills.

The cost-of-living crisis has highlighted just how important neighbourhood communities are. When people are in poverty or experiencing inequality, their immediate surroundings may be all they are able to access. Our connections with each other and the access to other things we need for a good life become increasingly important. Local welcoming spaces for example provide an accessible, familiar place for those who need it. Community hubs coordinate and bring together service providers and activities in neighbourhoods so that they are more accessible and visible to local people.

- **Relational/ Relationship-oriented**

Building community confidence, power and resilience is all about the connections between people which create possibilities for exchange, shared action, good ideas and helping each other out.

It is no surprise that those with the most influence are the people with the right connections. Some communities have better access to resources than others and will find it easier to build networks.

We want this funding to grow three types of strong and lasting connections:

- Across communities
- Within communities
- Between communities and decision makers or those in power

- **Citizen-led**

Communities often hold the solutions to their own challenges. Through Bristol Impact Fund 3, we want to grow their power to take action on issues that are important to them. BIF3 would welcome proposals which respond to community-identified priorities, and which are for projects that are led by the community themselves, building their skills, confidence and therefore, their power to make change happen. Organisations should encourage community action through volunteering or informal action, and work with communities as active participants in funded projects.

- **Nurturing the voluntary and community sector eco-systems**

The voluntary and community sector is diverse. It is made up of small organisations, organisations led by volunteers and large organisations who employ staff and deliver contracts. Organisations may grow and shrink during their lifetime. They support and rely on each other, sharing resources, ideas and assets- from physical spaces to supporters in their communities to funding. This is what makes it an ecosystem. We want BIF3 to continue to nurture resilient, diverse communities and organisations within the VCSE ecosystem.

Working together is vital if we are to make the most of the assets we have to grow the power of communities. Funded groups would need to demonstrate they understand their context and are making the right connections with other groups (formal and informal) either within or across communities. This could include informal networks, sharing resources, working

together to support community-led priorities and collaborating for greater impact. It could also be about building community cohesion between two distinct communities.

We would continue to provide opportunities for funded groups to share reflection and learning.

Section 4: Hate Crime support

Hate crime is experienced by a wide group of people in the city including Disabled people, Black and Minority Ethnic people, Lesbian, Gay, Bisexual and Transgender people, women, and faith communities. It is proposed that the overall allocation for work focused on supporting those who experience hate crime and discrimination remains the same. Groups funded to deliver work relating to hate crime and discrimination would need to show a clear focus on prevention as well as one to one support and would be expected to show, as with all applicants, how their approach fits with the BIF3 ways of working.

Section 5: Evaluation and Learning

Our approach to Evaluation and Learning for Bristol Impact Fund 3 will build on the learning from BIF2 (2021-2026). For the first time, BIF2 has a dedicated budget for Evaluation and Learning. This was a key recommendation of the [independent mid-term evaluation of BIF1 2017-2019](#), published in June 2020. There was no evaluation budget in BIF1 and this made it difficult to tell the story of change.

With a dedicated Evaluation and Learning budget we can collect and share independent evidence of the impact of the grant investment, as well as supporting the learning and development of funded organisations.

What does the Evaluation and Learning budget pay for?

The Evaluation and Learning programme for BIF2 has been co-created with the BIF2 funded organisations and an external evaluation partner, JEM Associates. An evaluation framework for the grant programme was co-designed in the first year and this is now used to evaluate the whole BIF programme as well as individual projects. A Steering Group of officers from Bristol City Council, 10 funded organisations, Voscur, Black South West Network (BSWN) and JEM Associates shapes the Evaluation and Learning programme each year.

- Funded groups are supported by JEM associates to collect data accurately, report well and capture stories of change.
- Voscur and BSWN provide other capacity building and organisational support.
- A learning programme based on the learning requests of funded organisations is put in place each year, developed with Voscur and BSWN. This includes peer learning and external expertise.
- Regular Evaluation and Learning workshops provide an opportunity for funded organisations to network, learn and share.

Proposal for Evaluation and Learning in BIF3

We want to avoid funded organisations having to rework the outcomes and indicators in their proposal after being awarded the grant. We would like to build on the work done in BIF2, streamlining the set of core outcomes so that we have an evaluation framework in place from the start.

We would develop a menu of standard indicators for each of the BIF3 outcomes that funded groups would use to measure their impact. We would aim to use similar or the same indicators as other funders in the city where possible. Applicants would also have the possibility of proposing a small number of specific indicators relevant to their own programme which would need to be agreed with the council.

JEM Associates have developed a package of Evaluation and Learning resources which will be carried forward for use by BIF3 funded organisations, including 'How to' guides, webinar recordings and example templates of data collection and analysis tools.

We propose maintaining an annual Evaluation and Learning budget, but with a greater focus on fostering peer learning, supporting communities of practice and more dedicated one on one capacity-building support for organisations that need it.

Section 6: How we want to work with successful applicants

We would continue to build a BIF community of practice through the BIF3 programme, to learn from successes and mistakes and to build up insights to share with the city, as we have done throughout BIF2.

This would include the opportunity for organisations to evolve their approach, taking account of learning and changing circumstances – sometimes called action learning.

This would be shaped with funded organisations and a BIF steering group.

Section 7: Timetable

We have created a timeline to allow time to make decisions and give organisations some stability to face the challenges ahead.

This timetable is determined by the fact that BIF2 ends on 31st March 2026. All BIF2 grant agreements come to an end. There should be no expectation of further funding.

One of the reasons for investing over four years is to give groups a chance to find sustainable ways forward. We appreciate the current circumstances are challenging to us all.

The application window – how will this work in practice

This consultation is a reflection of our thinking on BIF3 which will allow you to start making preliminary plans and having conversations. If BIF3 is approved we would expect applications to open in March 2025 but would encourage any organisation which is looking to apply to BIF3 to start thinking about proposals now.

We will be working with Voscur and BSWN to make sure there are opportunities to understand more about the process – please look out for these.

To see what we have funded as part of BIF2 please visit our website: [The Bristol Impact Fund](#)