

JSNA Health and Wellbeing Profile 2024/25

Neurological Conditions

Summary points

- There are many conditions within the term “neurological conditions”, including (but not limited to): Dementia, Epilepsy; Motor neurone disease; Multiple sclerosis; Parkinson’s disease and Spinal conditions.
- This section includes a summary of local intelligence for Dementia and Epilepsy only, as there is limited, or no local data, for the other conditions mentioned above.
- In Bristol, the recorded prevalence of Dementia (2023/24) is 0.59%, significantly lower than the England average of 0.76%.
- The recorded prevalence of Epilepsy for people over the age of 18 in Bristol is 0.75%. This is lower than the England average of 0.81% (2023/24).

Dementia

Nationally, it is estimated that 7.1% of people over the age of 65 have Dementia (2019)¹, which equates to an estimated 4,380 people (65+) with Dementia in Bristol².

Data from GP registers in Bristol (2023/24), shows that the recorded prevalence of Dementia for all ages is 0.59%, which is significantly lower than 0.76% in England³ (Figure 1). Bristol’s recorded prevalence has increased since 2011/12, following the trend for England.

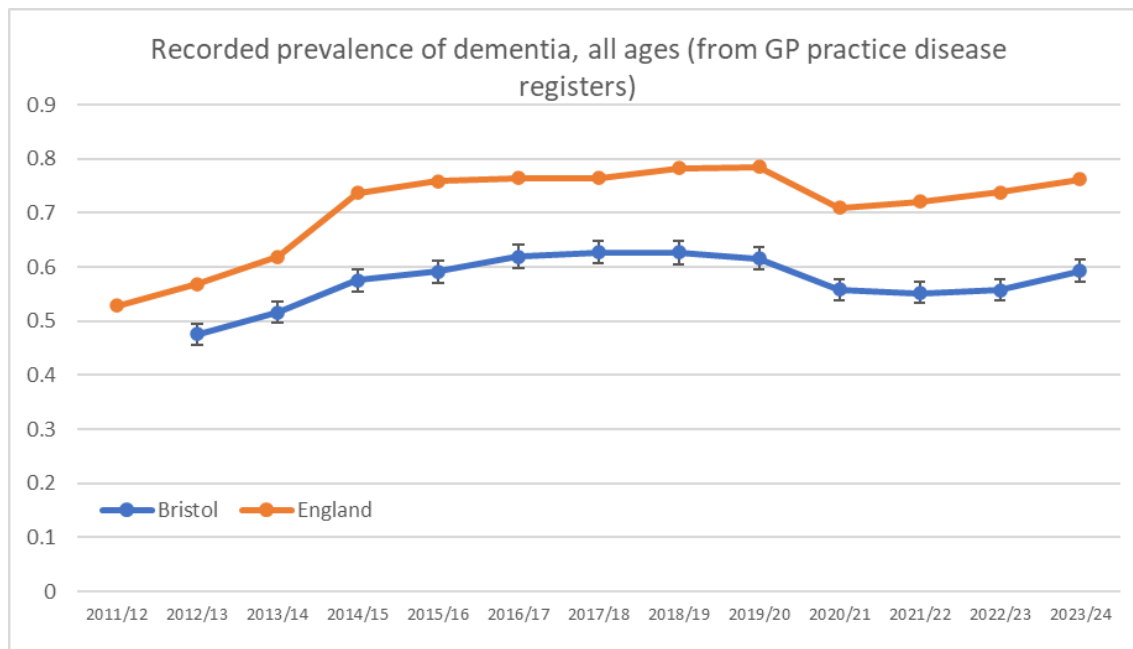


Figure 1: Recorded prevalence of Dementia; Source: Quality Outcomes Framework (QOF) via NHS Digital

¹ Source: Projections of older people with dementia and costs of dementia care in the United Kingdom, 2019–2040; report by Care Policy and Evaluation Centre, London School of Economics and Political Science for the Alzheimer’s Society (November 2019); https://www.alzheimers.org.uk/report_november_2019.pdf

² Calculated using mid-2023 population estimates from ONS

³ QOF 2023-24: Prevalence, achievement and personalised care adjustments at regional and national level; [Quality and Outcomes Framework, 2023-24 - NHS Digital](#)

By sub-locality, the highest prevalence of Dementia is in North and West (Outer) Bristol followed by the South Locality both of which are higher than the city average. Only North and West (Outer) is higher than the national average. Inner City has the lowest prevalence which is half that of South Bristol and nearly three times lower than North and West (Outer) (Figure 2).

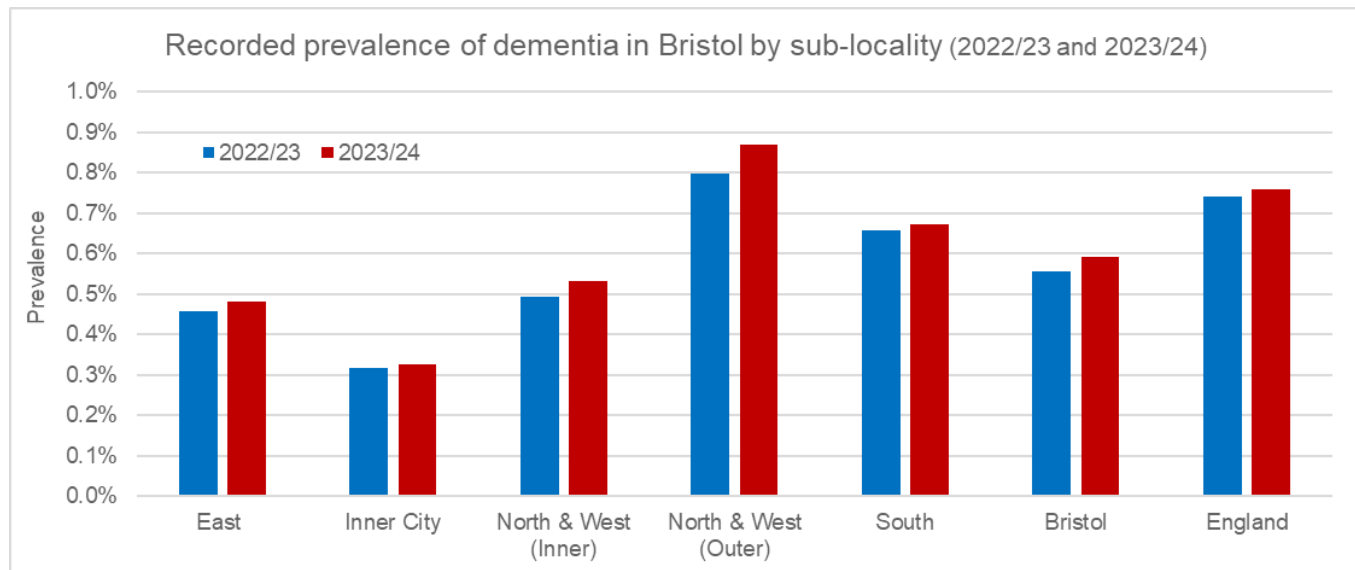


Figure 2: Recorded prevalence of Dementia by sub-locality; QOF via NHS Digital

According to the latest NHS Digital Primary Care Dementia Data (March 2024) there are 3,323 people aged 65 and older with an estimated Dementia diagnosis⁴ in Bristol. This is a rate of 73.5% (Figure 3), which is statistically similar to the England rate of 64.8%, and second highest of all English core cities, behind Nottingham who had a diagnosis rate of 82.2%.

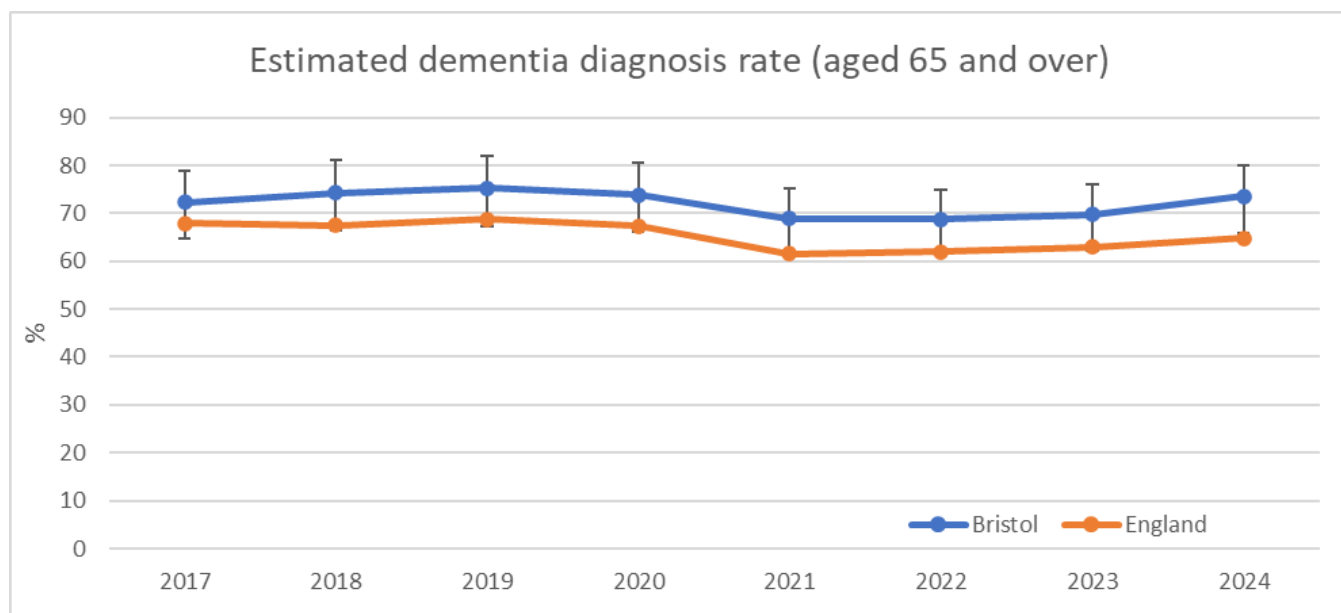


Figure 3: Estimated Dementia diagnosis rate (age 65 and over); QOF via NHS Digital

⁴ Definition of 'estimated dementia diagnosis': [Public health profiles - OHID \(phe.org.uk\)](https://publichealthprofiles.org.uk/)

Office for National Statistics projections estimate that the number of people aged over 65 in Bristol will increase by 11% by 2030, and by 19.3% by 2040 (from 2018 baseline)⁵. The number of people with Dementia aged over 65 in Bristol is projected to rise by 28.4% by 2030 (from 2019 baseline)⁶.

Equalities (Dementia)

According to Alzheimer’s Research UK, Dementia Statistics Hub, nationally, women are more likely to develop Dementia compared to men⁷ (women have a higher life expectancy compared to men) and people in lower socio-economic groups are exposed to a higher risk of developing Dementia. In addition, people from Black, Asian and minority ethnic communities may also be at a higher risk of developing dementia due to increased exposure to Dementia risk factors. The number of people from Black and racially minoritised communities with Dementia in Bristol is expected to increase significantly faster than the national average⁸- For further information, refer to the separate Dementia JSNA section for Bristol, published on the [JSNA Data Profiles web page](#)

Epilepsy

In 2023/24, the recorded prevalence of Epilepsy for people over the age of 18 in Bristol was 0.75%, which is similar to the previous year and lower than the England average of 0.81%⁹. Epilepsy prevalence rates are highest in the sub-localities of North and West (Outer) and South areas of Bristol (higher than both the city and national averages) and lowest in the North and West (Inner) locality (Figure 4).

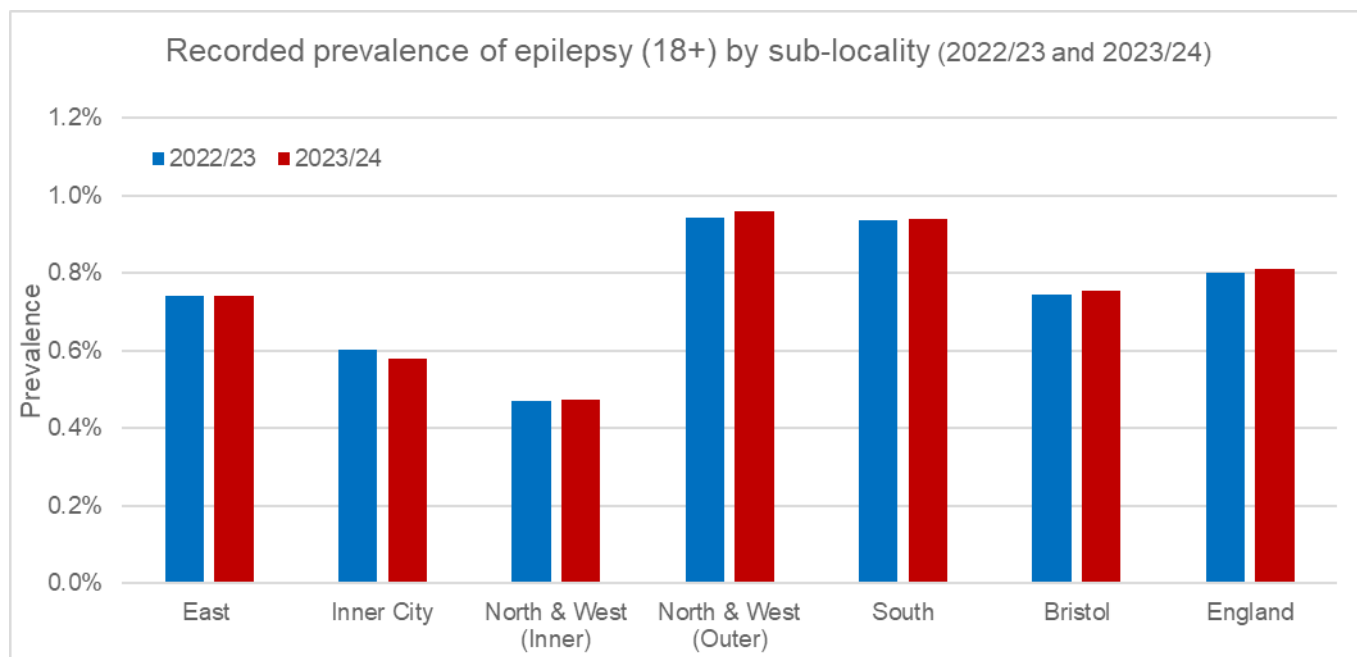


Figure 4: Epilepsy recorded prevalence by sub-locality; QOF via NHS Digital

⁵ ONS 2018-based Sub-national Population Projections - these are trend-based projections, which means assumptions for future levels of births, deaths and migration are based on observed levels.; [Subnational population projections for England - Office for National Statistics](#)

⁶ Prevalence rates from “Projections of older people with dementia and costs of dementia care in the United Kingdom, 2019–2040; report by Care Policy and Evaluation Centre, London School of Economics and Political Science for the Alzheimer’s Society (November 2019); https://www.alzheimers.org.uk/sites/default/files/2019-11/cpec_report_november_2019.pdf

⁷ [Inequalities in dementia - Dementia Statistics Hub](#)

⁸ Source: All-Party Parliamentary Group on Dementia (2013). Dementia does not discriminate. The experience of black, Asian and minority ethnic communities; https://www.alzheimers.org.uk/appg_2013_bame_report.pdf

⁹ QOF 2023-24: Prevalence, achievement and personalised care adjustments at regional and national level; [Quality and Outcomes Framework, 2023-24 - NHS Digital](#)

Additional data shows that admissions to hospital for Epilepsy (aged under 19 years) for Bristol in 2022/23 was 61.8 per 100,000 population. This is lower than the England average of 74.1 per 100,000 and the Southwest average of 82.0 per 100,000¹⁰.

Equalities (Epilepsy)

According to Epilepsy Research Institute UK, people living in the most deprived areas are twice as likely to have Epilepsy than those who live in the least deprived areas¹¹. Research into Epilepsy and intellectual ability has shown that prevalence increases when intellectual disability increases. In 2022/23, 16.3% of people with a learning disability in Bristol, North Somerset and South Gloucestershire (BNSSG) had an active diagnosis of Epilepsy and were on drug treatment for Epilepsy compared to 0.6% of those with no recorded learning disability¹².

Further data / links / consultations:

- [JSNA 2024.25 - Dementia \(bristol.gov.uk\)](#) (Bristol JSNA Data Profile for Dementia)
- <https://fingertips.phe.org.uk/profile/Dementia> (PHE Data Profile for Dementia)
- [Dementia Statistics Hub | Alzheimer's Research UK](#) (Dementia Statistics Hub)
- [Full article: Analysis of incidence of motor neuron disease in England 1998–2019: use of three linked datasets \(tandfonline.com\)](#) (Analysis of incidence of motor neuron disease in England 1998–2019: use of three linked datasets)

Covid-19 impact:

A study by Alzheimers Society (2020) found that Covid 19 impacted people living with Dementia and their carers. For example, it was found that the pandemic had an effect on mental health of people living with Dementia including decreasing confidence and loneliness. Carers also reported increased memory loss, difficulty in concentrating agitation / restlessness and stress/ depression in their loved one with Dementia. The study also found the pandemic had a negative emotional impact on carers of people living with Dementia¹³.

Research by Epilepsy Research Institute UK found that Covid-19 had an impact on neurology appointments. The pandemic has also had an impact on individuals with epilepsy; for example, increased waiting times have increased risk of SUDEP (sudden unexpected death in epilepsy), concerns around access to medicine and increased seizures due to increased stress, loss of sleep and high fevers¹⁴.

Date updated: November 2024

Next update due: November 2025

¹⁰ Admissions for epilepsy (under 19 years); [Public health profiles - OHID \(phe.org.uk\)](#)

¹¹ Understanding and preventing UK epilepsy health inequalities; [Epilepsy Institute \(epilepsy-institute.org.uk\)](#)

¹² Health and Care of people living with learning disabilities 2022-23; [Microsoft Power BI](#)

¹³ The impact of COVID-19 on People Affected by Dementia; [The Impact of COVID-19 on People Affected By Dementia \(alzheimers.org.uk\)](#)

¹⁴ [Report published shows impact of COVID-19 on people with neurological conditions | Epilepsy Institute \(epilepsy-institute.org.uk\)](#)