

Bristol City Council

2023/24 pay gap report on Ethnicity

Add Bristol City Council to compare

Registered address:

City Hall, College Green, Bristol, BS1 5TR

Nature of business (SIC):

Public administration and defence; compulsory social security, Public sector

Snapshot date:

31 March 2023

Employee headcount:

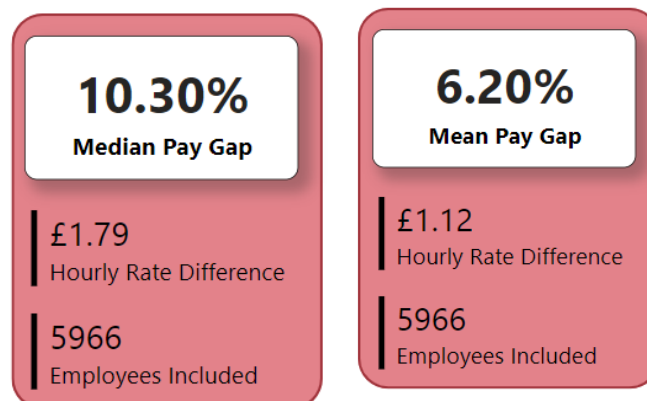
5000 to 19,999 employees

More options

[What this employer says about their ethnicity pay gap \(opens in a new window\)](#)

Hourly pay gap

In this organisation, minority ethnic staff earn 90p for every £1 that white colleagues earn when comparing median hourly pay. Their median hourly pay is 10.3% lower than their white colleagues.

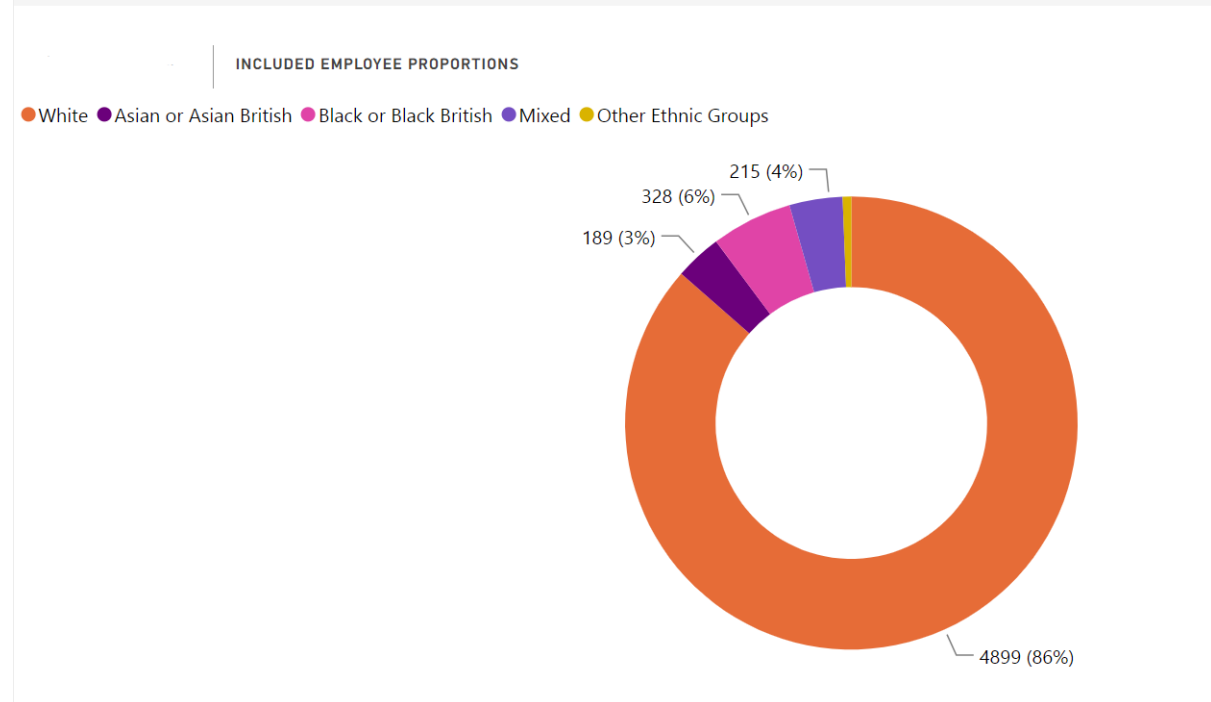


When comparing mean (average) hourly pay, minority ethnic mean hourly pay is 6.2% lower than their colleagues.

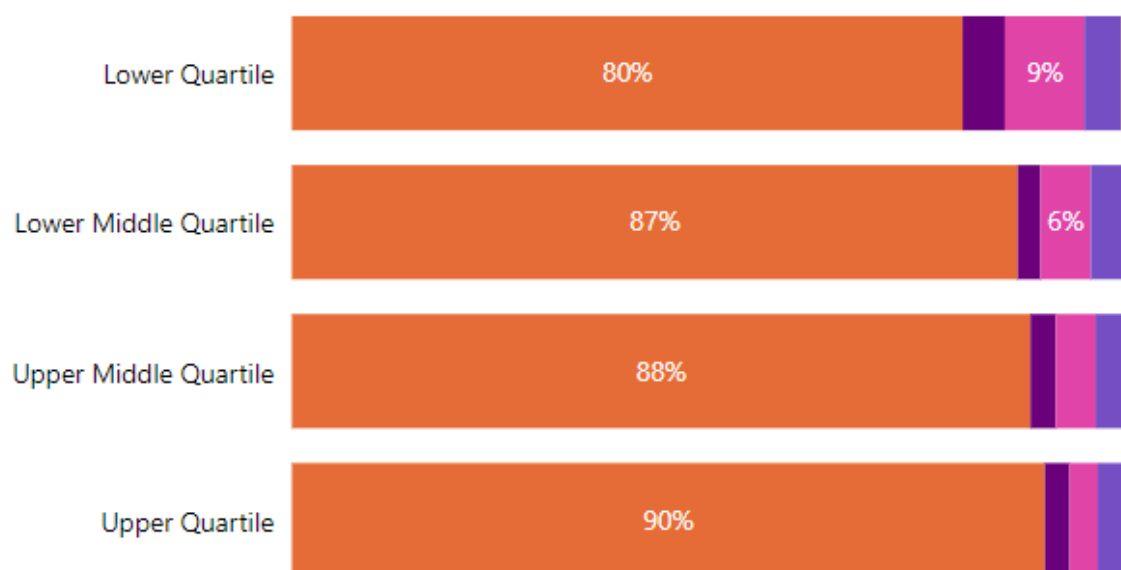
About median and mean

The percentage of minority ethnic people in each pay quartile

In this organisation, minority ethnic people occupy 10% of the highest paid jobs and 18% of the lowest paid jobs.



Included Employees by Quartile



Upper hourly pay quartile (highest paid)

10% of the upper hourly pay quartile (highest paid) are Minority Ethnic

90% of the upper hourly pay quartile (highest paid) are White

Upper middle hourly pay quartile

11% of the upper middle hourly pay quartile are Minority Ethnic

89% of the upper middle hourly pay quartile are White

Lower middle hourly pay quartile

14% of the lower middle hourly pay quartile are Minority Ethnic

86% of the lower middle hourly pay quartile are White

Lower hourly pay quartile (lowest paid)

18% of the lower hourly pay quartile are Minority Ethnic

82% of the lower hourly pay quartile are White

About pay quartiles

Bonus pay gap**Who received bonus pay**

No bonuses were paid.