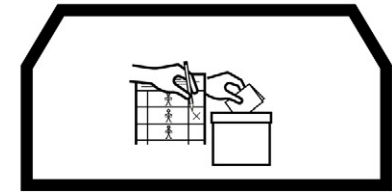
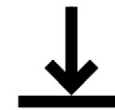
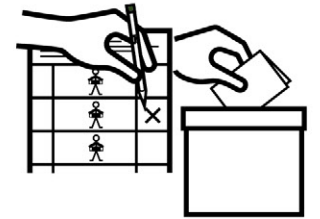
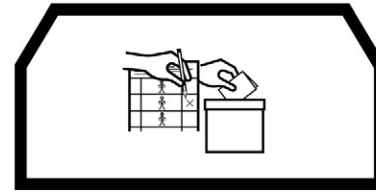


Voting



at the Polling Station.



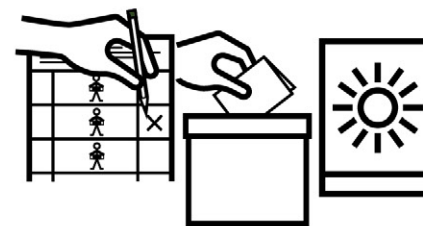
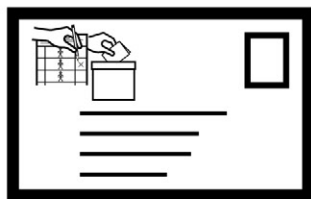


You

can

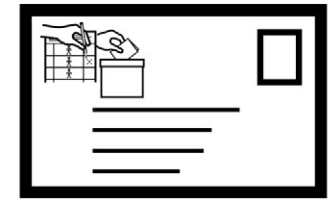

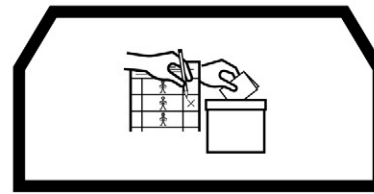
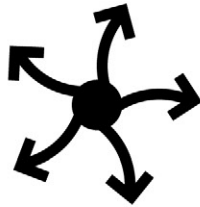
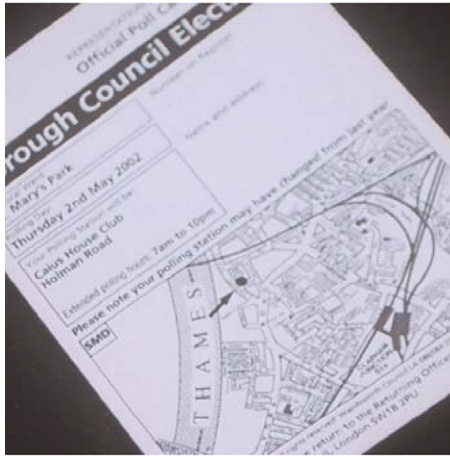
go

to

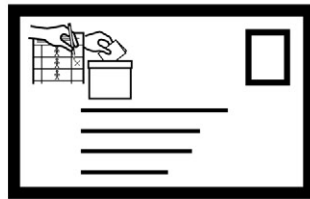
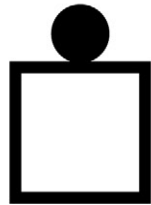
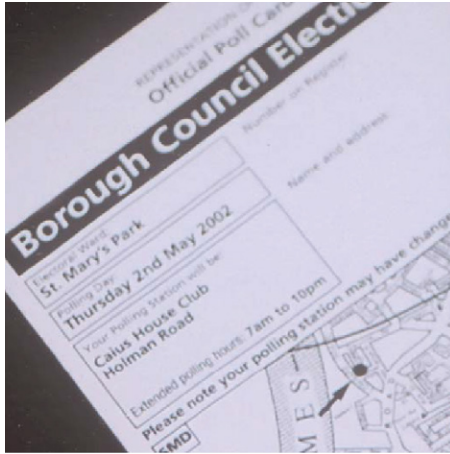
a polling station to vote.



You will **get** a **voting card** **before** an **election.**



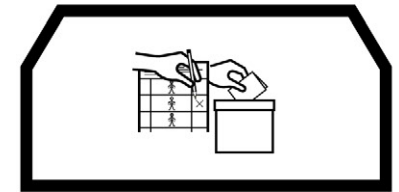


Information about your polling station is on the card.



The **Information** on the **card**

tells

you



the **time**

you

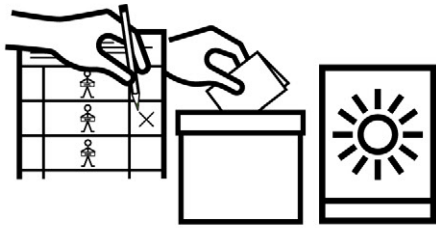
can

go

to

the

polling station.



On **election day**



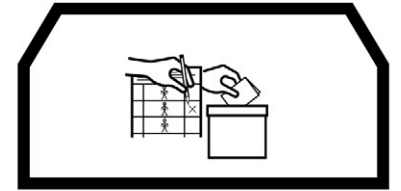
you



can



go



to the polling station.



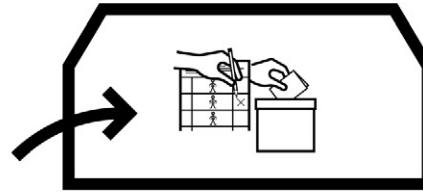
You



must



go



into the polling station.



You



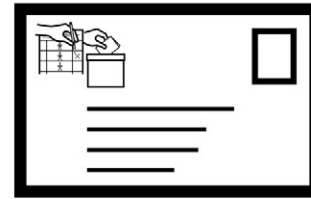
must



give



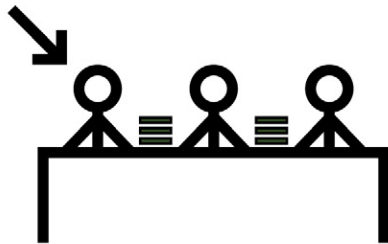
your



voting card



to



a member of staff.



If



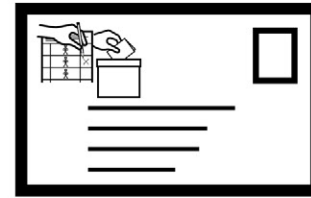
you



can't find



your




card



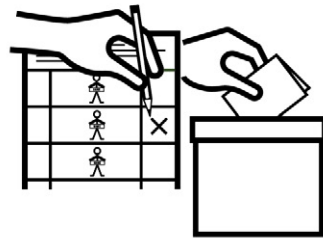
don't worry



You









can


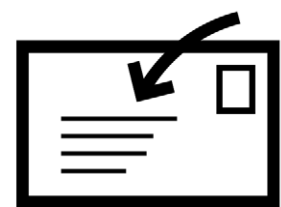


vote.

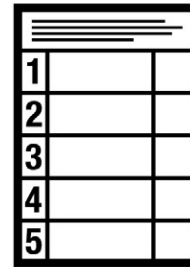
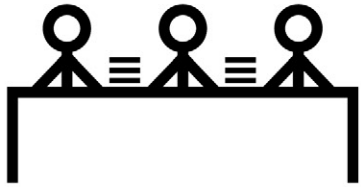


The **staff** will ask you your name and

your address.



The **staff** will **give** **you** a **ballot paper**.



You



must

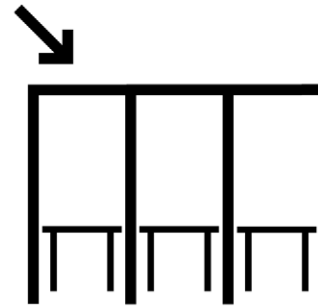


go


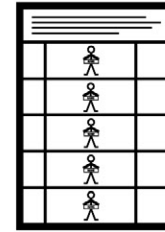

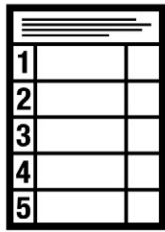


to



a




booth.



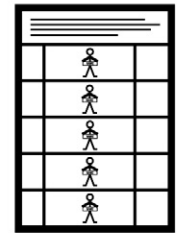
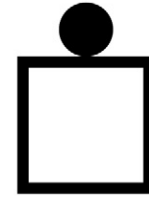
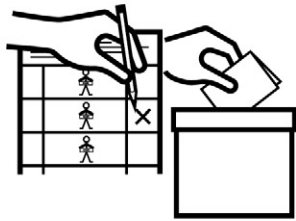
The **ballot paper** will **tell** **you** a **list of names** of **people**.



The **ballot paper** will **tell** **you** **if** the **person** is



a **member of a political party**.



You

can

vote

for

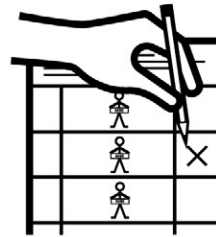
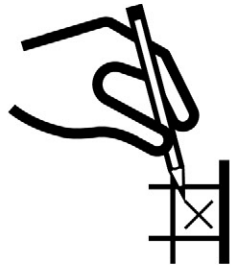

a

person

on

the

list.




You must put a cross in the box next to the person's name.



You



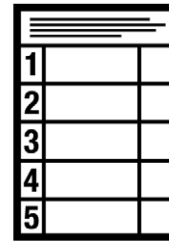
must




fold



your



ballot paper



and



You



must




put it in the ballot box.




You



can



ask



a

member of staff



if



you



need



help.

Contact details:

Symbols have proved to be an effective way of making written information more accessible for some people with learning disabilities.

This booklet uses Makaton symbols with written text.

If you are a facilitator for someone who is a symbol or a sign user, please note the following general tips:

- Bear the individual in mind. Try to identify any concepts and symbols you think may be difficult for the person to understand. You may need to teach the meaning of these first.
- Using signs can also be helpful for people with learning disabilities to support the understanding of the text and the symbols.

Interpretation and translation into Makaton Symbols provided by the Makaton Vocabulary Development Project (Registered Charity no 28778)

Makaton Symbols © Makaton Vocabulary Development Project 2005

(Tel 01276 61390, Email mvdv@makaton.org)